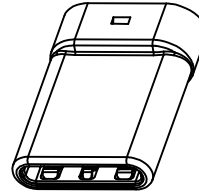


SECT B-B

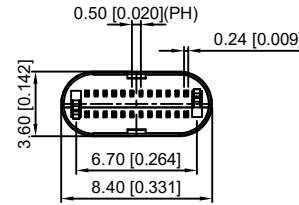
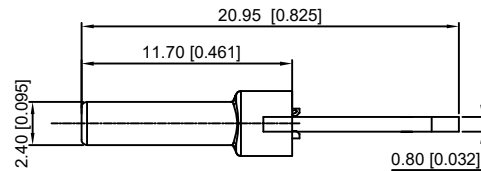
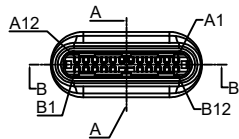
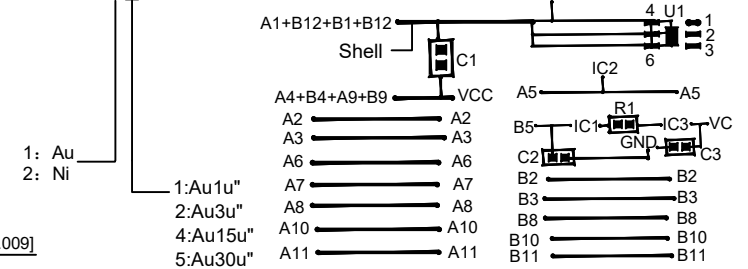


P/N	R/C
U261-24XXN-4B0389	C1. (10nF X5R 50V) C2. C3. (0.1uF X5R 6.3V) IC. HUSB331DN6(DFN-6L)
U261-24XXN-4B0390	C11(10nF X5R 50V) R1. (0R)

U261-24XXN-4B0389

C TYPE PLUG:

PCB:



REMARKS:

1.CONTACT INSERTION AND WITHDRAW FORCE :

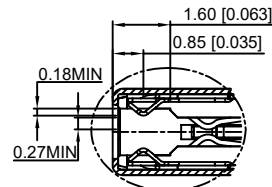
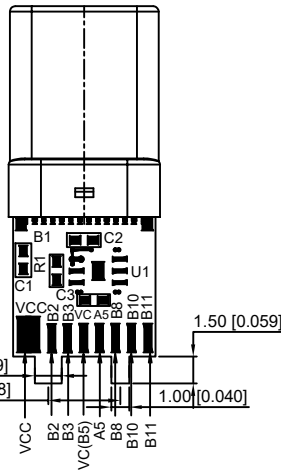
- 1.Insertion force : 5N-20N max.
2. Withdrawal force : 8N-20N.
- 3.Durability : 10000Cycles.

2.ELECTRIC PROPERTY :

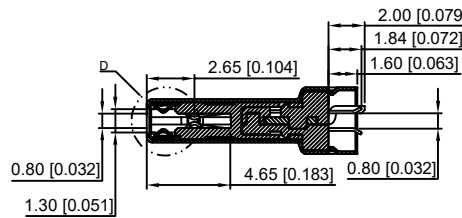
- 1.Contact current rating : 3A.
- 2.Dielectric Strength : 100V AC(RMS).
- 3.Insulation Resistance : 100 megaohms min.
- 4.Contact resistance :  
40m0hms MAX.FOR VBUS,GND AND OTHER CONTACT  
50m0hms MAX.AFTER ENVIRONMENT TEST

3.AMBIENT TEMPERATURE :

- 1.Operating temperature : -55°C to +85°C.



D  
2:1



SECT A-A

A12	A11	A10	A9	A8	A7	A6	A5	A4	A3	A2	A1
GND	RX2+	RX2-	Vbus	SBU1	D-	D+	CC	Vbus	TX1-	TX1+	GND
GND	TX2+	TX2-	Vbus	Vconn			SBU2	Vbus	RX1-	RX1+	GND
B1	B2	B3	B4	B5	B6	B7	B8	B9	B10	B11	B12

6	Shrapnel	SUS T=0.10mm	
5	Shell	SUS T=0.15mm	Ovep-plating: Ni
4	Terminal	C7025 T=0.15mm	Ovep-plating: Au Ni/Sn
3	Latch	SUS T=0.4mm	
2	Housing	LCP	UL94-0
1	Housing Stopper	LCP	UL94-0
ITEM	DESCRIPTION	MATERIAL	REMARKS

MARK	DESCRIPTION	DATE	REVISED	APPROVED	UNSPECIFIED TOLERANCES
ΔX					ANGLAR ±5°
ΔX					L ≤ 4 ±0.2
ΔX					4 < L ≤ 16 ±0.3
					16 < L ≤ 63 ±0.4
					L > 63 ±0.5

DSND		DATE		SCALE: N/A	MODEL TYPE: 3.1 TYPE C
DWN		DATE		VIEW:	PART NO.:
CHKD		DATE		UNIT: mm/in	DWG NO.:
APPD		DATE		SIZE: A4	U261-24XXN-4B0389
				XKB INDUSTRIAL PRECISION CO.,LIMITED	WEIGHT 1.0g
					SHEET 1/1
					REVISION A0