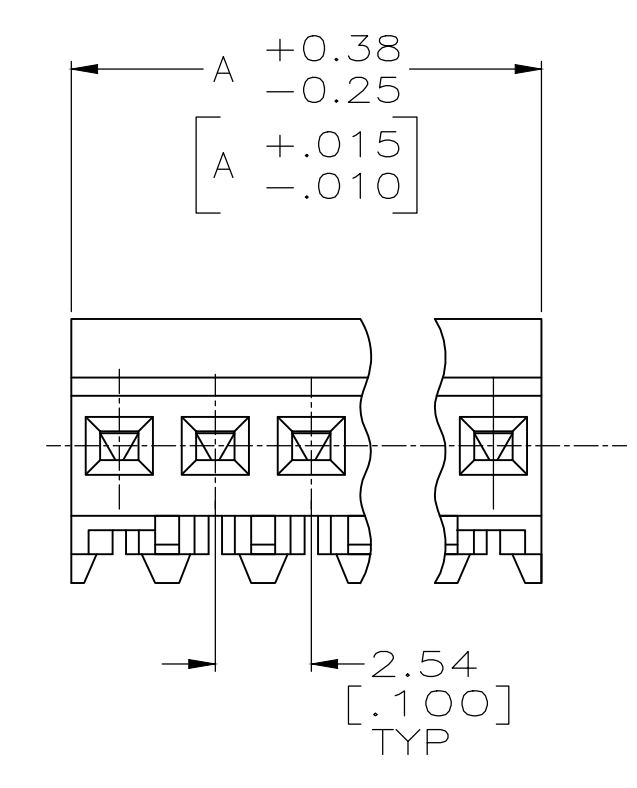
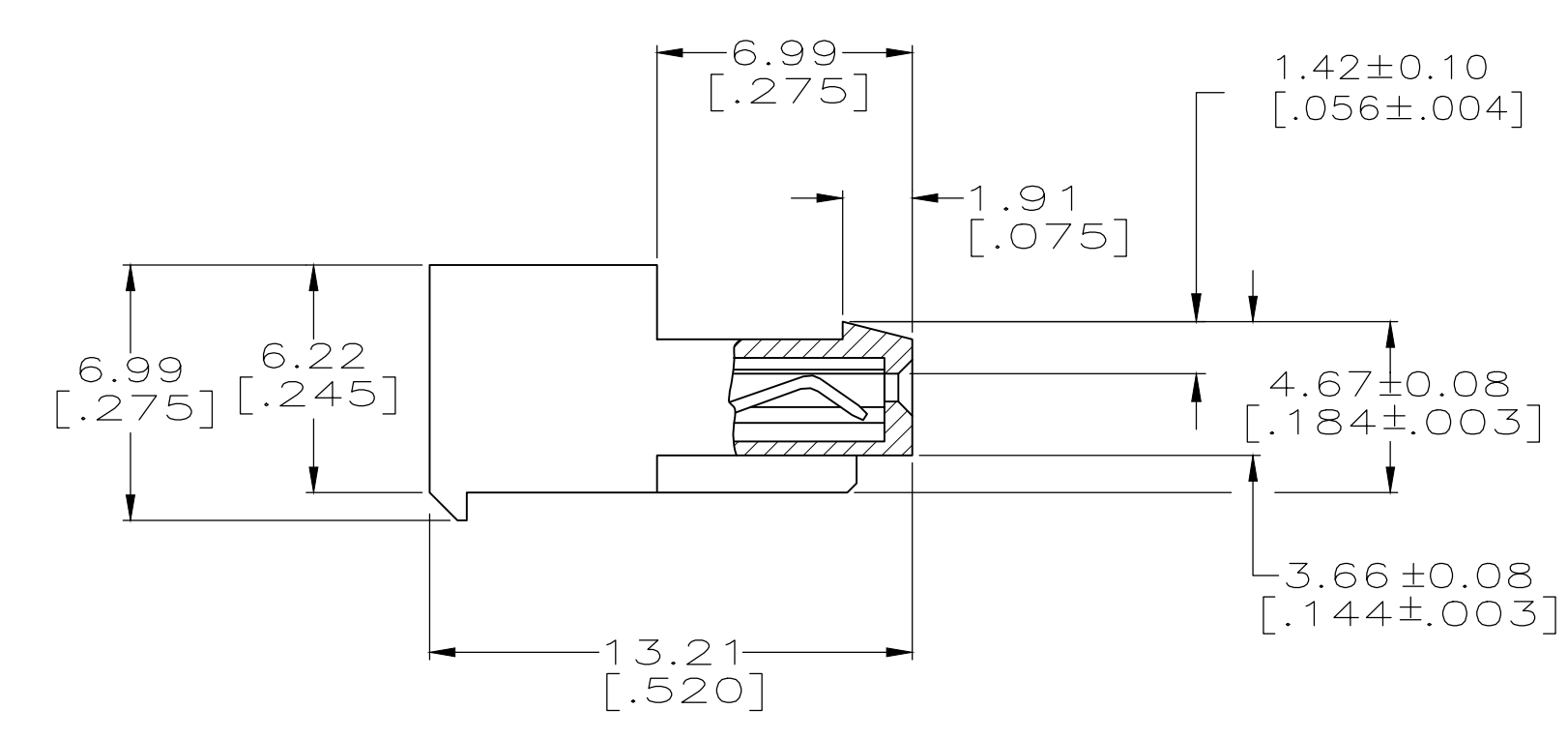
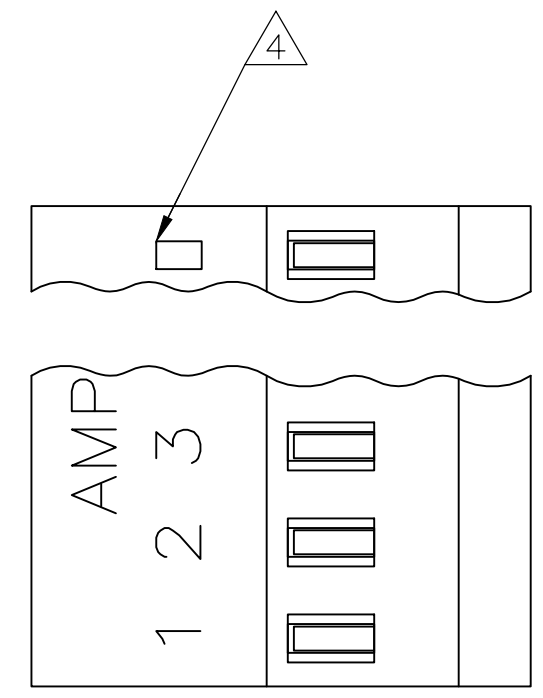


- 1 MATERIAL: CONNECTOR-NYLON UL94V-2 (GREEN). CONTACTS-0.30 [.012] THICK COPPER ALLOY 0.00076 [.000030] GOLD OR 0.00076 [.000030] TOTAL GOLD FLASH OVER PALLADIUM NICKEL, PER TE CONNECTIVITY'S DISCRETION, IN CONTACT AREA WITH BRIGHT TIN-LEAD FOR 641240-2 THRU 2-641240-8, MATTE WHISKER MITIGATED TIN FOR 3-641240-2 THRU 5-641240-8 OVER NICKEL UNDERPLATE.
- 2 CONTACTS ACCEPT 28 AWG WIRE WITH 1.52 [.060] MAX INSULATION DIAMETER.
- 3 CONTACTS MUST ACCEPT 0.64±0.03 [.025±.001] SQUARE POST AND REMAIN LOCKED IN POSITION.
- 4 IDENTIFICATION NUMBER FOR LAST CIRCUIT MAY NOT APPEAR ON ALL ASSEMBLIES.
- 5 DIMENSIONS IN BRACKETS ARE IN INCHES.
- 6 HOUSING FEATURES ARE: CLOSED END WITH LOCKING RAMP.
- 7 OBSOLETE PARTS: OBSOLETE CIS STREAMLINING PER D.RENAUD/D.SINISI



71.12	[2.800]	28	5-641240-8
68.58	[2.700]	27	5-641240-7
66.04	[2.600]	26	5-641240-6
63.50	[2.500]	25	5-641240-5
60.96	[2.400]	24	5-641240-4
58.42	[2.300]	23	5-641240-3
55.88	[2.200]	22	5-641240-2
53.34	[2.100]	21	5-641240-1
50.80	[2.000]	20	5-641240-0
48.26	[1.900]	19	4-641240-9
45.72	[1.800]	18	4-641240-8
43.18	[1.700]	17	4-641240-7
40.64	[1.600]	16	4-641240-6
38.10	[1.500]	15	4-641240-5
35.56	[1.400]	14	4-641240-4
33.02	[1.300]	13	4-641240-3
30.48	[1.200]	12	4-641240-2
27.94	[1.100]	11	4-641240-1
25.40	[1.000]	10	4-641240-0
22.86	[.900]	9	3-641240-9
20.32	[.800]	8	3-641240-8
17.78	[.700]	7	3-641240-7
15.24	[.600]	6	3-641240-6
12.70	[.500]	5	3-641240-5
10.16	[.400]	4	3-641240-4
7.62	[.300]	3	3-641240-3
5.08	[.200]	2	3-641240-2
DIM A		NO.OF POSN	ASSEMBLY

71.12	[2.800]	28	2-641240-8
68.58	[2.700]	27	2-641240-7
66.04	[2.600]	26	2-641240-6
63.50	[2.500]	25	2-641240-5
60.96	[2.400]	24	2-641240-4
58.42	[2.300]	23	2-641240-3
55.88	[2.200]	22	2-641240-2
53.34	[2.100]	21	2-641240-1
50.80	[2.000]	20	2-641240-0
48.26	[1.900]	19	1-641240-9
45.72	[1.800]	18	1-641240-8
43.18	[1.700]	17	1-641240-7
40.64	[1.600]	16	1-641240-6
38.10	[1.500]	15	1-641240-5
35.56	[1.400]	14	1-641240-4
33.02	[1.300]	13	1-641240-3
30.48	[1.200]	12	1-641240-2
27.94	[1.100]	11	1-641240-1
25.40	[1.000]	10	1-641240-0
22.86	[.900]	9	641240-9
20.32	[.800]	8	641240-8
17.78	[.700]	7	641240-7
15.24	[.600]	6	641240-6
12.70	[.500]	5	641240-5
10.16	[.400]	4	641240-4
7.62	[.300]	3	641240-3
5.08	[.200]	2	641240-2
DIM A		NO.OF POSN	ASSEMBLY

METRIC

THIS DRAWING IS A CONTROLLED DOCUMENT. TOLERANCES UNLESS OTHERWISE SPECIFIED: 0 PLC ±, 1 PLC ±, 2 PLC ±, 3 PLC ±, 4 PLC ±, ANGLES ±.

DIN S: HOOVER 28-DEC-2004
 CHK: D. ROSSI 28-DEC-2004
 APVD: D. ROSSI 28-DEC-2004

STE TE Connectivity

NAME: MTA .100 CONNECTOR ASSEMBLY 28 AWG, STANDARD

PRODUCT SPEC: 108-1050
 APPLICATION SPEC: 114-1019

SIZE: A1
 CAGE CODE: 00779
 DRAWING NO: 641240

RESTRICTED TO: CUSTOMER DRAWING
 SCALE: 5:1
 SHEET: 1 OF 1
 REV: M1