


I02 Series High Current Power Inductor



Features

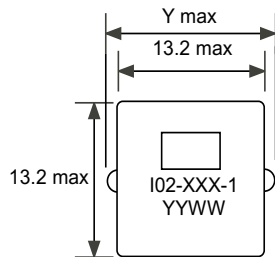
- High Saturation Current to 60A
- DCR as low as 0.60mΩ
- High Energy Storage in a Compact Package
- Lower DCR than similar Toroid Design

Applications

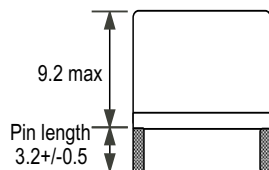
- Desktop CPUs
- Servers
- VRMs
- DC/DC Converters

Packaging Tray =130 pieces, Box = 16 trays, Box = 2080 pieces

Mechanical

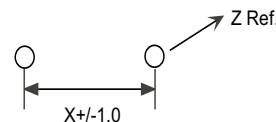


Top View



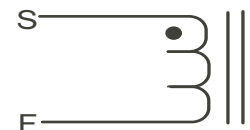
Side View

Suggested PCB layout



Top View

Schematic



unit: mm

Electrical Specifications

| Part Number | Inductance ¹ (uH,+/-10%) | DCR (mΩ) | | I _{sat} ⁵ (A) | I _{dc} ⁶ (A) | Dimensions | | |
|-------------|--|----------|------|--------------------------------------|-------------------------------------|------------|------|-----|
| | | Typ. | Max. | | | X | Y | Z |
| I02-221-1 | 0.22 | 0.45 | 0.60 | 60+ | 45 | 12.5 | 16.0 | 2.2 |
| I02-351-1 | 0.35 | 0.45 | 0.60 | 55 | 45 | 12.5 | 16.0 | 2.2 |
| I02-451-1 | 0.45 | 1.10 | 1.45 | 50 | 29 | 12.7 | 15.7 | 1.6 |
| I02-601-1 | 0.60 | 1.10 | 1.45 | 45 | 29 | 12.7 | 15.7 | 1.6 |
| I02-801-1 | 0.80 | 2.10 | 2.40 | 44 | 23 | 10.0 | 13.0 | 1.3 |
| I02-102-1 | 1.0 | 2.10 | 2.40 | 35 | 23 | 10.0 | 13.0 | 1.3 |
| I02-132-1 | 1.3 | 2.55 | 3.00 | 34 | 19 | 11.0 | 14.0 | 1.3 |
| I02-152-1 | 1.5 | 2.55 | 3.00 | 25 | 19 | 11.0 | 14.0 | 1.3 |
| I02-182-1 | 1.8 | 2.55 | 3.00 | 20 | 19 | 11.0 | 14.0 | 1.3 |

1. Tested at 100 kHz, 0.1Vrms, 0 Adc bias.
2. Electrical specifications at 25°C.
3. Operating range: -40°C to +125°C.
4. Meets UL 94V-0.
5. Idc is DC current required to produce a temperature rise of 40°C.
6. Isat is the DC current required to reduce the nominal inductance by 15%.
7. RoHS compliant parts.



Mouser Electronics

Authorized Distributor

Click to View Pricing, Inventory, Delivery & Lifecycle Information:

[ICE Components:](#)

[I02-801-1](#) [I02-451-1](#) [I02-221-1](#)