

# PTFIX 10/12X4-NS35 GY - Distribution block



3273614

<https://www.phoenixcontact.com/us/products/3273614>

Please be informed that the data shown in this PDF document is generated from our online catalog. Please find the complete data in the user documentation. Our general terms of use for downloads are valid.



Distribution block, Block with vertical alignment and integrated supply, nom. voltage: 800 V, nominal current: 32 A, number of connections: 13, connection method: Push-in connection, Load contact, cross section: 0.2 mm<sup>2</sup> - 6 mm<sup>2</sup>, Push-in connection, Line contact, Rated cross section: 10 mm<sup>2</sup>, cross section: 0.5 mm<sup>2</sup> - 10 mm<sup>2</sup>, mounting type: NS 35/7,5, NS 35/15, color: gray

## Your advantages

- Space savings of up to 50 % on the DIN rail, thanks to transverse mounting
- Flexible use, thanks to DIN rail mounting, direct mounting or adhesive mounting
- Time-saving conductor connection, thanks to tool-free Push-in direct connection technology
- Time savings of up to 80 %, thanks to ready-to-mount blocks without manual bridging
- Clear wiring, thanks to eleven different color variants

## Commercial data

|                                      |                     |
|--------------------------------------|---------------------|
| Item number                          | 3273614             |
| Packing unit                         | 8 pc                |
| Minimum order quantity               | 8 pc                |
| Sales key                            | BE09                |
| Product key                          | BEA123              |
| Catalog page                         | Page 453 (C-1-2019) |
| GTIN                                 | 4055626667386       |
| Weight per piece (including packing) | 42.45 g             |
| Weight per piece (excluding packing) | 42.065 g            |
| Customs tariff number                | 85369010            |
| Country of origin                    | PL                  |

# PTFIX 10/12X4-NS35 GY - Distribution block



3273614

<https://www.phoenixcontact.com/us/products/3273614>

## Technical data

### Notes

#### General

|      |  |
|------|--|
| Note | The maximum load current of a single clamping unit must not be exceeded.   |
|      | For power distribution applications, IEC 60364-4-43:2008; modified + corrigendum Okt. 2008 (DIN VDE 0100-430:2010-10) section 433.2 ff must be observed! |

### Product properties

|                       |                            |
|-----------------------|----------------------------|
| Product type          | Distributor terminal block |
| Number of connections | 13                         |
| Number of rows        | 1                          |
| Potentials            | 1                          |

#### Data management status

|                  |    |
|------------------|----|
| Article revision | 01 |
|------------------|----|

#### Insulation characteristics

|                      |     |
|----------------------|-----|
| Overvoltage category | III |
| Degree of pollution  | 3   |

### Electrical properties

|   |        |
|---|--------|
| Rated surge voltage                             | 6 kV   |
| Maximum power dissipation for nominal condition | 1.02 W |

### Connection data

|                                 |                   |
|---------------------------------|-------------------|
| Service Entrance                | yes               |
| Number of connections per level | 13                |
| Nominal cross section           | 4 mm <sup>2</sup> |
| Rated cross section AWG         | 10                |

#### Load contact

|   |   |
|---|---|
| Stripping length  | 10 mm ... 12 mm                           |
| Internal cylindrical gage   | A4  |
| Connection in acc. with standard  | IEC 60947-7-1                             |
| Conductor cross section rigid   | 0.2 mm <sup>2</sup> ... 6 mm <sup>2</sup> |
| Cross section AWG   | 24 ... 10 (converted acc. to IEC)         |
| Conductor cross section flexible  | 0.2 mm <sup>2</sup> ... 4 mm <sup>2</sup> |
| Conductor cross section, flexible [AWG]   | 24 ... 12 (converted acc. to IEC)         |
| Conductor cross-section flexible (ferrule without plastic sleeve)                         | 0.2 mm <sup>2</sup> ... 4 mm <sup>2</sup> |
| Flexible conductor cross section (ferrule with plastic sleeve)                            | 0.2 mm <sup>2</sup> ... 4 mm <sup>2</sup> |
| 2 conductors with the same cross section, flexible, with TWIN ferrule with plastic sleeve | 0.5 mm <sup>2</sup> ... 1 mm <sup>2</sup> |
| Nominal current   | 32 A                                      |

# PTFIX 10/12X4-NS35 GY - Distribution block



3273614

<https://www.phoenixcontact.com/us/products/3273614>

|                       |       |
|-----------------------|-------|
| Maximum load current  | 63 A  |
| Maximum total current | 63 A  |
| Nominal voltage       | 800 V |

## Line contact

|   |  |
|---|--|
| Stripping length  | 12 mm ... 14 mm                            |
| Connection in acc. with standard  | IEC 60998-2-2                              |
| Conductor cross section rigid   | 0.5 mm <sup>2</sup> ... 10 mm <sup>2</sup> |
| Cross section AWG   | 20 ... 6 (converted acc. to IEC)           |
| Conductor cross section flexible  | 0.5 mm <sup>2</sup> ... 10 mm <sup>2</sup> |
| Conductor cross section, flexible [AWG]   | 20 ... 8 (converted acc. to IEC)           |
| Conductor cross-section flexible (ferrule without plastic sleeve)   | 0.5 mm <sup>2</sup> ... 10 mm <sup>2</sup> |
| Flexible conductor cross section (ferrule with plastic sleeve)  | 0.5 mm <sup>2</sup> ... 10 mm <sup>2</sup> |
| Conductor cross-section flexible (2 conductors with the same cross-section, with TWIN ferrule and plastic sleeve) | 0.5 mm <sup>2</sup> ... 4 mm <sup>2</sup>  |
| 2 conductors with the same cross section, flexible, with TWIN ferrule with plastic sleeve                         | 0.5 mm <sup>2</sup> ... 4 mm <sup>2</sup>  |
| Nominal cross section   | 10 mm <sup>2</sup>                         |

## Load contact Connection cross sections directly pluggable

|   |  |
|---|--|
| Conductor cross section rigid                                     | 0.5 mm <sup>2</sup> ... 6 mm <sup>2</sup>  |
| Conductor cross section, rigid [AWG]                              | 20 ... 10 (converted acc. to IEC)          |
| Conductor cross-section flexible (ferrule without plastic sleeve) | 0.75 mm <sup>2</sup> ... 4 mm <sup>2</sup> |
| Flexible conductor cross section (ferrule with plastic sleeve)    | 0.5 mm <sup>2</sup> ... 4 mm <sup>2</sup>  |

## Line contact Connection cross sections directly pluggable

|   |  |
|---|--|
| Conductor cross section rigid                                     | 0.5 mm <sup>2</sup> ... 16 mm <sup>2</sup> |
| Conductor cross-section flexible (ferrule without plastic sleeve) | 1 mm <sup>2</sup> ... 10 mm <sup>2</sup>   |
| Flexible conductor cross section (ferrule with plastic sleeve)    | 1 mm <sup>2</sup> ... 10 mm <sup>2</sup>   |

## Dimensions

|                    |         |
|--------------------|---------|
| Width              | 28.6 mm |
| Height             | 58.1 mm |
| Depth on NS 15     | 30.4 mm |
| Depth on NS 35/7,5 | 32.4 mm |

## Material specifications

|   |                 |
|---|-----------------|
| Color   | gray (RAL 7042) |
| Flammability rating according to UL 94                                  | V0              |
| Insulating material group   | I               |
| Insulating material   | PA              |
| Static insulating material application in cold                          | -60 °C          |
| Temperature index of insulation material (DIN EN 60216-1 (VDE 0304-21)) | 130 °C          |
| Relative insulation material temperature index (Elec., UL 746 B)        | 130 °C          |
| Fire protection for rail vehicles (DIN EN 45545-2) R22                  | HL 1 - HL 3     |

# PTFIX 10/12X4-NS35 GY - Distribution block



3273614

<https://www.phoenixcontact.com/us/products/3273614>

|   |             |
|---|-------------|
| Fire protection for rail vehicles (DIN EN 45545-2) R23  | HL 1 - HL 3 |
| Fire protection for rail vehicles (DIN EN 45545-2) R24  | HL 1 - HL 3 |
| Fire protection for rail vehicles (DIN EN 45545-2) R26  | HL 1 - HL 3 |
| Calorimetric heat release NFPA 130 (ASTM E 1354)        | 28 MJ/kg    |
| Surface flammability NFPA 130 (ASTM E 162)              | passed      |
| Specific optical density of smoke NFPA 130 (ASTM E 662) | passed      |
| Smoke gas toxicity NFPA 130 (SMP 800C)                  | passed      |

## Electrical tests

### Surge voltage test

|                       |             |
|-----------------------|-------------|
| Test voltage setpoint | 9.8 kV      |
| Result                | Test passed |

### Temperature-rise test

|   |                                     |
|---|-------------------------------------|
| Requirement temperature-rise test               | Increase in temperature $\leq 45$ K |
| Result  | Test passed                         |
| Short-time withstand current 10 mm <sup>2</sup> | 1.2 kA                              |
| Result  | Test passed                         |

### Power-frequency withstand voltage

|                       |             |
|-----------------------|-------------|
| Test voltage setpoint | 2 kV        |
| Result                | Test passed |

## Mechanical properties

### Mechanical data

|                 |    |
|-----------------|----|
| Open side panel | No |
|-----------------|----|

## Mechanical tests

### Mechanical strength

|        |             |
|--------|-------------|
| Result | Test passed |
|--------|-------------|

### Attachment on the carrier

|                         |   |
|-------------------------|---|
| DIN rail/fixing support | NS 35/NS 15   |
| Test force setpoint     | 5 N   |
| Result                  | Test passed   |
| Note                    | <p>When aligning several blocks, it is recommended to either place a DIN rail adapter underneath the connection point or a flange element between the blocks.</p> <p>For versions with 6 or 7 connections, it is enough to place one DIN rail adapter centrally per block and place flange elements after every other block.</p> <p>When using the DIN rail adapter PTFIX-NS35, an aligned block must not protrude by more than a half.</p> |

### Test for conductor damage and slackening

|                |        |
|----------------|--------|
| Rotation speed | 10 rpm |
|----------------|--------|

# PTFIX 10/12X4-NS35 GY - Distribution block



3273614

<https://www.phoenixcontact.com/us/products/3273614>

|                                |                              |
|--------------------------------|------------------------------|
| Revolutions                    | 135                          |
| Conductor cross section/weight | 0.5 mm <sup>2</sup> / 0.3 kg |
|                                | 10 mm <sup>2</sup> / 2 kg    |
| Result                         | Test passed                  |

## Test for conductor damage and slackening

|                                |                              |
|--------------------------------|------------------------------|
| Rotation speed                 | 10 rpm                       |
| Revolutions                    | 135                          |
| Conductor cross section/weight | 0.2 mm <sup>2</sup> / 0.2 kg |
|                                | 4 mm <sup>2</sup> / 0.9 kg   |
|                                | 6 mm <sup>2</sup> / 1.4 kg   |
| Result                         | Test passed                  |

## Environmental and real-life conditions

### Aging

|                    |             |
|--------------------|-------------|
| Temperature cycles | 192         |
| Result             | Test passed |

### Needle-flame test

|                  |             |
|------------------|-------------|
| Time of exposure | 30 s        |
| Result           | Test passed |

### Oscillation/broadband noise

|                        |  |
|------------------------|--|
| Specification          | DIN EN 50155 (VDE 0115-200):2008-03            |
| Spectrum               | Service life test category 2, bogie-mounted    |
| Frequency              | $f_1 = 5 \text{ Hz}$ to $f_2 = 250 \text{ Hz}$ |
| ASD level              | 6.12 (m/s <sup>2</sup> ) <sup>2</sup> /Hz      |
| Acceleration           | 3.12g  |
| Test duration per axis | 5 h  |
| Test directions        | X-, Y- and Z-axis                              |
| Result                 | Test passed                                    |

### Shocks

|                                |                                     |
|--------------------------------|-------------------------------------|
| Specification                  | DIN EN 50155 (VDE 0115-200):2008-03 |
| Pulse shape                    | Half-sine                           |
| Acceleration                   | 30g                                 |
| Shock duration                 | 18 ms                               |
| Number of shocks per direction | 3                                   |
| Test directions                | X-, Y- and Z-axis (pos. and neg.)   |
| Result                         | Test passed                         |

### Ambient conditions

|   |  |
|---|--|
| Ambient temperature (operation)         | -60 °C ... 110 °C (Operating temperature range incl. self-heating; for max. short-term operating temperature, see RTI Elec.) |
| Ambient temperature (storage/transport) | -25 °C ... 60 °C (for a short time, no longer than 24 h, -60°C to +70°C)   |

# PTFIX 10/12X4-NS35 GY - Distribution block



3273614

<https://www.phoenixcontact.com/us/products/3273614>

|  |                 |
|--|-----------------|
| Ambient temperature (assembly)           | -5 °C ... 70 °C |
| Ambient temperature (actuation)          | -5 °C ... 70 °C |
| Permissible humidity (operation)         | 20 % ... 90 %   |
| Permissible humidity (storage/transport) | 30 % ... 70 %   |

## Standards and regulations

|                                  |               |
|----------------------------------|---------------|
| Connection in acc. with standard | IEC 60947-7-1 |
|                                  | IEC 60998-2-2 |

## Mounting

|               |           |
|---------------|-----------|
| Mounting type | NS 35/7,5 |
|               | NS 35/15  |

# PTFIX 10/12X4-NS35 GY - Distribution block

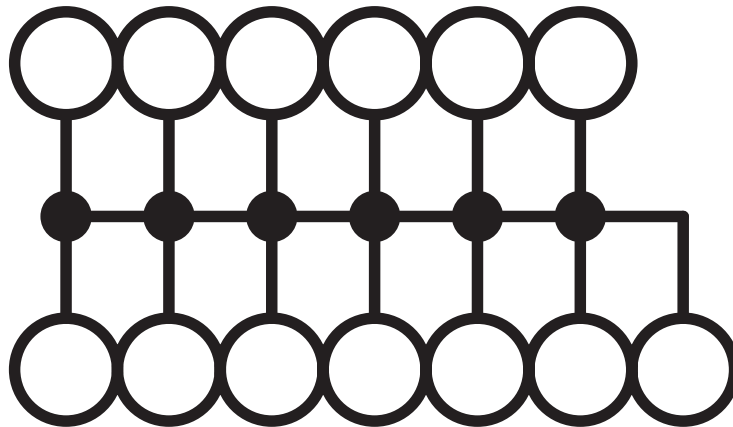


3273614

<https://www.phoenixcontact.com/us/products/3273614>

## Drawings

Circuit diagram



# PTFIX 10/12X4-NS35 GY - Distribution block



3273614

<https://www.phoenixcontact.com/us/products/3273614>

## Approvals

To download certificates, visit the product detail page: <https://www.phoenixcontact.com/us/products/3273614>



**CSA**

Approval ID: 13631



**IECEE CB Scheme**

Approval ID: DE1-62701

Nominal voltage  $U_N$

Nominal current  $I_N$

Cross section AWG

Cross section  $\text{mm}^2$

800 V

57 A

-

- 10



**EAC**

Approval ID: RU C-DE.BL08.B.00644



**VDE Zeichengenehmigung**

Approval ID: 40047797



**cULus Recognized**

Approval ID: E60425



# PTFIX 10/12X4-NS35 GY - Distribution block



3273614

<https://www.phoenixcontact.com/us/products/3273614>

## Classifications

### ECLASS

|             |          |
|-------------|----------|
| ECLASS-11.0 | 27141120 |
| ECLASS-13.0 | 27250118 |

### ETIM

|          |          |
|----------|----------|
| ETIM 9.0 | EC000897 |
|----------|----------|

### UNSPSC

|             |          |
|-------------|----------|
| UNSPSC 21.0 | 39121400 |
|-------------|----------|

# PTFIX 10/12X4-NS35 GY - Distribution block



3273614

<https://www.phoenixcontact.com/us/products/3273614>

## Environmental product compliance

### EU RoHS

|   |                    |
|---|--------------------|
| Fulfills EU RoHS substance requirements | Yes, No exemptions |
|---|--------------------|

### China RoHS

|  |  |
|--|--|
| Environment friendly use period (EFUP) | EFUP-E                                   |
|  | No hazardous substances above the limits |

### EU REACH SVHC

|                                     |                            |
|-------------------------------------|----------------------------|
| REACH candidate substance (CAS No.) | No substance above 0.1 wt% |
|-------------------------------------|----------------------------|

# PTFIX 10/12X4-NS35 GY - Distribution block



3273614

<https://www.phoenixcontact.com/us/products/3273614>

## Accessories

**i** Note: Applying some accessories below might limit this product.

### FBS 2-6 - Plug-in bridge

3030336

<https://www.phoenixcontact.com/us/products/3030336>



Plug-in bridge, pitch: 6.2 mm, number of positions: 2, color: red

**i** Max. current carrying capacity: 32 A

---

### FBS 2-6 BU - Plug-in bridge

3036932

<https://www.phoenixcontact.com/us/products/3036932>



Plug-in bridge, pitch: 6.2 mm, number of positions: 2, color: blue

**i** Max. current carrying capacity: 32 A

# PTFIX 10/12X4-NS35 GY - Distribution block



3273614

<https://www.phoenixcontact.com/us/products/3273614>


## FBS 2-6 GY - Plug-in bridge

3032237

<https://www.phoenixcontact.com/us/products/3032237>



Plug-in bridge, pitch: 6.2 mm, number of positions: 2, color: gray

 Max. current carrying capacity: 32 A

---

## PTFIX 2,5-RZ - Mounting adapter

1632417

<https://www.phoenixcontact.com/us/products/1632417>

Securing pin adapter, for direct mounting of 2.5 mm<sup>2</sup>, 4 mm<sup>2</sup>, and 10 mm<sup>2</sup> FIX blocks, color: gray



# PTFIX 10/12X4-NS35 GY - Distribution block




3273614

<https://www.phoenixcontact.com/us/products/3273614>

## SK 6,2/3,8:FORTL.ZAHLEN - Marker card

0804374

<https://www.phoenixcontact.com/us/products/0804374>




Marker card, white, labeled, horizontal: consecutive numbers 1 ... 10, 11 ... 20, etc. up to 91 ... (99)100, mounting type: adhesive, for terminal block width: 6.2 mm, lettering field size: 6.2 x 3.8 mm

---

## SK 6,2/3,8:FORTL.ZAHLEN 1-10 - Marker for terminal blocks

0804374:0001

<https://www.phoenixcontact.com/us/products/0804374:0001>



Marker card, self-adhesive, horizontally labeled with the consecutive numbers: 1 ... 10, 10-section marker strips with 12 identical decades, white, for terminal block width: 6.2 mm, mounting type: adhesive

# PTFIX 10/12X4-NS35 GY - Distribution block




3273614

<https://www.phoenixcontact.com/us/products/3273614>

## SK 6,2/3,8:FORTL.ZAHLEN 11-20 - Marker for terminal blocks

0804374:0011

<https://www.phoenixcontact.com/us/products/0804374:0011>




Marker card, self-adhesive, horizontally labeled with the consecutive numbers: 11 ... 20, 10-section marker strips with 12 identical decades, white, for terminal block width: 6.2 mm, mounting type: adhesive

---

## SK 6,2/3,8:FORTL.ZAHLEN 21-30 - Marker for terminal blocks

0804374:0021

<https://www.phoenixcontact.com/us/products/0804374:0021>



Marker card, self-adhesive, horizontally labeled with the consecutive numbers: 21 ... 30, 10-section marker strips with 12 identical decades, white, for terminal block width: 6.2 mm, mounting type: adhesive

# PTFIX 10/12X4-NS35 GY - Distribution block




3273614

<https://www.phoenixcontact.com/us/products/3273614>

## SK 6,2/3,8:FORTL.ZAHLEN 31-40 - Marker for terminal blocks

0804374:0031

<https://www.phoenixcontact.com/us/products/0804374:0031>




Marker card, self-adhesive, horizontally labeled with the consecutive numbers: 31 ... 40, 10-section marker strips with 12 identical decades, white, for terminal block width: 6.2 mm, mounting type: adhesive

---

## SK 6,2/3,8:FORTL.ZAHLEN 41-50 - Marker for terminal blocks

0804374:0041

<https://www.phoenixcontact.com/us/products/0804374:0041>



Marker card, self-adhesive, horizontally labeled with the consecutive numbers: 41 ... 50, 10-section marker strips with 12 identical decades, white, for terminal block width: 6.2 mm, mounting type: adhesive

# PTFIX 10/12X4-NS35 GY - Distribution block



3273614

<https://www.phoenixcontact.com/us/products/3273614>

## US-TML (104X3,8) - Marker for terminal blocks

0830768

<https://www.phoenixcontact.com/us/products/0830768>



Marker for terminal blocks, Card, white, unlabeled, can be labeled with: BLUEMARK ID COLOR, BLUEMARK ID, THERMOMARK PRIME, THERMOMARK CARD 2.0, THERMOMARK CARD, mounting type: adhesive, lettering field size: 104 x 3.8 mm, Number of individual labels: 22

---

## US-TML (104X2,8) - Marker for terminal blocks

0830767

<https://www.phoenixcontact.com/us/products/0830767>



Marker for terminal blocks, Card, white, unlabeled, can be labeled with: BLUEMARK ID COLOR, BLUEMARK ID, THERMOMARK PRIME, THERMOMARK CARD 2.0, THERMOMARK CARD, mounting type: adhesive, lettering field size: 104 x 2.8 mm, Number of individual labels: 26



# PTFIX 10/12X4-NS35 GY - Distribution block



3273614

<https://www.phoenixcontact.com/us/products/3273614>

## SK U/3,8 WH:UNBEDRUCKT - Marker card

0803906

<https://www.phoenixcontact.com/us/products/0803906>



Marker card, Din A4, white, unlabeled, can be labeled with: PLOTMARK, CMS-P1-PLOTTER, Office printing systems, mounting type: adhesive, for terminal block width: 210 mm, lettering field size: 186 x 3.8 mm, Number of individual labels: 1440

---

## SK U/2,8 WH:UNBEDRUCKT - Marker card

0803883

<https://www.phoenixcontact.com/us/products/0803883>



Marker card, Din A4, white, unlabeled, can be labeled with: PLOTMARK, CMS-P1-PLOTTER, Office printing systems, mounting type: adhesive, for terminal block width: 210 mm, lettering field size: 186 x 2.8 mm, Number of individual labels: 3600

# PTFIX 10/12X4-NS35 GY - Distribution block



3273614

<https://www.phoenixcontact.com/us/products/3273614>

## TML (EX3,8)R - Marker strip

0801837

<https://www.phoenixcontact.com/us/products/0801837>



Marker strip, Roll, white, unlabeled, can be labeled with: THERMOMARK E.300 (D)/600 (D), THERMOMARK ROLL 2.0, THERMOMARK ROLL, THERMOMARK ROLL X1, THERMOMARK ROLLMASTER 300/600, THERMOMARK X1.2, mounting type: adhesive, lettering field size: continuous x 3.8 mm, Number of individual labels: 12

---

## TML (104X3,8)R - Marker strip

0801833

<https://www.phoenixcontact.com/us/products/0801833>



Marker strip, Roll, white, unlabeled, can be labeled with: THERMOMARK E.300 (D)/600 (D), THERMOMARK ROLL 2.0, THERMOMARK ROLL, THERMOMARK ROLL X1, THERMOMARK ROLLMASTER 300/600, THERMOMARK X1.2, mounting type: adhesive, for terminal block width: 104 mm, lettering field size: 104 x 3.8 mm, Number of individual labels: 2500

# PTFIX 10/12X4-NS35 GY - Distribution block



3273614

<https://www.phoenixcontact.com/us/products/3273614>

## TML (104X2,8)R - Marker strip

0801832

<https://www.phoenixcontact.com/us/products/0801832>



Marker strip, Roll, white, unlabeled, can be labeled with: THERMOMARK E.300 (D)/600 (D), THERMOMARK ROLL 2.0, THERMOMARK ROLL, THERMOMARK ROLL X1, THERMOMARK ROLLMASTER 300/600, THERMOMARK X1.2, mounting type: adhesive, for terminal block width: 104 mm, lettering field size: 104 x 2.8 mm, Number of individual labels: 2500

---

## TML (EX2,8)R - Marker strip

0801836

<https://www.phoenixcontact.com/us/products/0801836>



Marker strip, Roll, white, unlabeled, can be labeled with: THERMOMARK E.300 (D)/600 (D), THERMOMARK ROLL 2.0, THERMOMARK ROLL, THERMOMARK ROLL X1, THERMOMARK ROLLMASTER 300/600, THERMOMARK X1.2, mounting type: adhesive, for terminal block width: 30000 mm, lettering field size: continuous x 2.8 mm, Number of individual labels: 14

# PTFIX 10/12X4-NS35 GY - Distribution block



3273614

<https://www.phoenixcontact.com/us/products/3273614>

## MM-TML (EX3,8)R C1 WH/BK - Label

1092026

<https://www.phoenixcontact.com/us/products/1092026>



Label, Roll, white/black, unlabeled, can be labeled with: THERMOFOX, THERMOMARK GO, THERMOMARK GO.K, mounting type: adhesive, lettering field size: continuous x 2.8 mm, Number of individual labels: 1

---

Phoenix Contact 2024 © - all rights reserved

<https://www.phoenixcontact.com>

Phoenix Contact USA  
586 Fulling Mill Road  
Middletown, PA 17057, United States  
(+717) 944-1300  
[info@phoenixcon.com](mailto:info@phoenixcon.com)