




Connectors > PCB Connectors > PCB Headers & Receptacles



Connector System: **Wire-to-Board**

Number of Positions: **4**

Number of Rows: **2**

Centerline (Pitch): **3 mm [.118 in]**

PCB Mount Orientation: **Right Angle**

Features

Product Type Features

Mixed & Hybrid Header	No
Connector Shape	Rectangular
Connector System	Wire-to-Board
Header Type	Fully Shrouded
Sealable	No
Connector & Contact Terminates To	Printed Circuit Board
PCB Connector Assembly Type	PCB Mount Header

Configuration Features

Number of Power Positions	4
Number of Columns	2
Number of Loaded Positions	4
Connector Contact Load Condition	Fully Loaded
Number of Positions	4
Number of Rows	2



PCB Mount Orientation	Right Angle
-----------------------	-------------

Electrical Characteristics

Operating Voltage	250 VAC
-------------------	---------

Body Features

PCB Retention Feature Material	Plastic
Primary Product Color	Black

Contact Features

Contact Mating Area Length	4.15 mm[.163 in]
Contact Size	.64mm
Mating Square Post Dimension	.64 mm[.025 in]
PCB Contact Termination Area Plating Material Thickness	2.54 – 7.62 µm[100 – 300 µin]
Contact Layout	Matrix
Contact Underplating Material Thickness	1.27 – 2.54 µm[50 – 100 µin]
Contact Mating Area Plating Material Thickness	.76 µm[30 µin]
PCB Contact Termination Area Plating Material Finish	Matte
Contact Shape & Form	Square
Contact Underplating Material	Nickel
PCB Contact Termination Area Plating Material	Tin
Contact Base Material	Brass
Contact Mating Area Plating Material	Gold
Contact Type	Tab
Contact Current Rating (Max)	5 A

Termination Features

Square Termination Post & Tail Dimension	.64 mm[.025 in]
Termination Post & Tail Length	3.18 mm[.125 in]
Termination Method to PCB	Through Hole - Solder

Mechanical Attachment

Mating Alignment Type	Polarization
Mating Retention	With
Panel Mount Feature	Without
PCB Mount Retention Type	Boardlock
Mating Retention Type	Locking Tab



Connector Mounting Type	Board Mount
Mating Alignment	With
PCB Mount Alignment	Without
PCB Mount Retention	With

Housing Features

Mating Entry Location	Side
Housing Material	High Temperature Nylon
Centerline (Pitch)	3 mm[.118 in]

Dimensions

Connector Length	10 mm[.394 in]
Connector Height	7.37 mm[.29 in]
PCB Thickness (Recommended)	1.57 mm[.062 in]
Row-to-Row Spacing	3 mm[.118 in]

Usage Conditions

Operating Temperature (Max)	105 °C[221 °F]
Operating Temperature Range	-40 – 105 °C[-40 – 221 °F]

Operation/Application

Circuit Application	Power
---------------------	-------

Industry Standards

UL Rating	Recognized
Glow Wire Rating	GWT 750°C (Without Flame)
Compatible With Agency/Standards Products	CNR, USR, VDE
Compatible With Approved Standards Products	UL E28476, VDE 40005280
UL Flammability Rating	UL 94V-0

Packaging Features

Packaging Quantity	377
Packaging Method	Tray

Product Compliance

For compliance documentation, visit the product page on [TE.com](#)>

EU RoHS Directive 2011/65/EU	Compliant
EU ELV Directive 2000/53/EC	Compliant



China RoHS 2 Directive MIIT Order No 32, 2016	No Restricted Materials Above Threshold
EU REACH Regulation (EC) No. 1907/2006	Current ECHA Candidate List: JUNE 2024 (241) Candidate List Declared Against: JUNE 2024 (241) Does not contain REACH SVHC
Halogen Content	Low Halogen - Br, Cl, F, I < 900 ppm per homogenous material. Also BFR/CFR/PVC Free
Solder Process Capability	Reflow solder capable to 260°C

Product Compliance Disclaimer

This information is provided based on reasonable inquiry of our suppliers and represents our current actual knowledge based on the information they provided. This information is subject to change. The part numbers that TE has identified as EU RoHS compliant have a maximum concentration of 0.1% by weight in homogenous materials for lead, hexavalent chromium, mercury, PBB, PBDE, DBP, BBP, DEHP, DIBP, and 0.01% for cadmium, or qualify for an exemption to these limits as defined in the Annexes of Directive 2011/65/EU (RoHS2). Finished electrical and electronic equipment products will be CE marked as required by Directive 2011/65/EU. Components may not be CE marked. Additionally, the part numbers that TE has identified as EU ELV compliant have a maximum concentration of 0.1% by weight in homogenous materials for lead, hexavalent chromium, and mercury, and 0.01% for cadmium, or qualify for an exemption to these limits as defined in the Annexes of Directive 2000/53/EC (ELV). Regarding the REACH Regulation, the information TE provides on SVHC in articles for this part number is based on the latest European Chemicals Agency (ECHA) 'Guidance on requirements for substances in articles' posted at this URL: <https://echa.europa.eu/guidance-documents/guidance-on-reach>

Compatible Parts

TE Part # 794617-4
4POS,MICRO MNL,RCPT HSG

Also in the Series | Micro MATE-N-LOK

Connector Contacts(27)	Insertion & Extraction Tools(1)	PCB Headers & Receptacles(371)	Rectangular Power Connectors(98)

Customers Also Bought



TE Part #6645141-1
2MM H.M. 8 + 2 ROW TYPE "F" PI



TE Part #6-104068-1
24 SYSTEM 50 HDR DRST SHRD




TE Part #4-794632-6
16P MICRO MNL ASSY,VRT,HDR,LF



TE Part #2-1445055-2
MICRO MNL HDR ASSY S/ROW LF



TE Part #794617-4
4POS,MICRO MNL,RCPT HSG




TE Part #2-2204157-4
MBXL R/A HDR 5P+32S+5P




TE Part #K1019293
Limit switch G13-01-1325



TE Part #4-1879132-6
RN 0402 26K7 0.1% 10PPM 1K RL



TE Part #2187307-1
TinMan Header Assy 4x16 Open



TE Part #2001282-1
50MM DB37 M-F RIBBON CA W/SCRE

Documents

Product Drawings

04P MICRO MNL ASSY,R/A,HDR,LF

English

CAD Files

3D PDF

3D

Customer View Model

ENG_CVM_CVM_3-794620-4_H.2d_dxf.zip

English

Customer View Model

ENG_CVM_CVM_3-794620-4_H.3d_igs.zip

English

Customer View Model

ENG_CVM_CVM_3-794620-4_H.3d_stp.zip

English

By downloading the CAD file I accept and agree to the [Terms and Conditions](#) of use.

Datasheets & Catalog Pages



[SOFT_SHELL_PIN_AND_SOCKET_CONNECTORS_CATALOG](#)

English

[MICRO MATE-N-LOK CONNECTOR SYSTEM](#)

English

[Product Specifications](#)

[Application Specification](#)

English

[Agency Approvals](#)

[VDE Certificate](#)

English