

Single relay - REL-MR- 12DC/21/MS - 2909641

Please be informed that the data shown in this PDF Document is generated from our Online Catalog. Please find the complete data in the user's documentation. Our General Terms of Use for Downloads are valid (<http://phoenixcontact.com/download>)



Plug-in miniature power relay, with power contact, 1 changeover contact, manual operation, 12 V DC input voltage

The figure shows the 24 V DC version

Key Commercial Data

Packing unit	1
GTIN	
GTIN	4055626377667
Custom tariff number	85364190

Technical data

Dimensions

Width	5 mm
Height	28 mm
Depth	16 mm

Ambient conditions

Ambient temperature (operation)	-40 °C ... 85 °C
Ambient temperature (storage/transport)	-40 °C ... 85 °C

Coil side

Nominal input voltage U_N	12 V DC
Input voltage range in reference to U_N	see diagram
Typical input current at U_N	14 mA
Typical response time	5 ms

Single relay - REL-MR- 12DC/21/MS - 2909641

Technical data

Coil side

Typical release time	2.5 ms
Coil resistance	848 Ω ±10 % (at 20 °C)
Power dissipation for nominal condition	0.17 W

Contact side

Contact type	1 PDT
Type of switch contact	Single contact
Contact material	AgSnO
Maximum switching voltage	250 V AC/DC
Minimum switching voltage	5 V (at 100 mA)
Min. switching current	10 mA (at 12 V)
Maximum inrush current	10 A (4 s)
Limiting continuous current	6 A
Interrupting rating (ohmic load) max.	140 W (at 24 V DC)
	20 W (at 48 V DC)
	18 W (at 60 V DC)
	23 W (at 110 V DC)
	40 W (at 220 V DC)
	1500 VA (for 250 V AC)
Switching capacity in acc. with DIN VDE 0660/IEC 60947	2 A (at 24 V, DC13)
	0.2 A (at 110 V, DC13)
	0.1 A (at 220 V, DC13)
	3 A (at 24 V, AC15)
	3 A (at 120 V, AC15)
	3 A (at 230 V, AC15)

General

Test voltage relay winding/relay contact	4 kV AC (50 Hz, 1 min.)
Operating mode	100% operating factor
Degree of protection	RT II (flux-proof)
Mechanical service life	1 x 10 ⁷ cycles
Mounting position	any
Assembly instructions	In rows with zero spacing

Standards and Regulations

Standards/regulations	IEC 60664
	EN 50178
	EN 61810-1
Degree of pollution	3

Single relay - REL-MR- 12DC/21/MS - 2909641

Technical data

Standards and Regulations

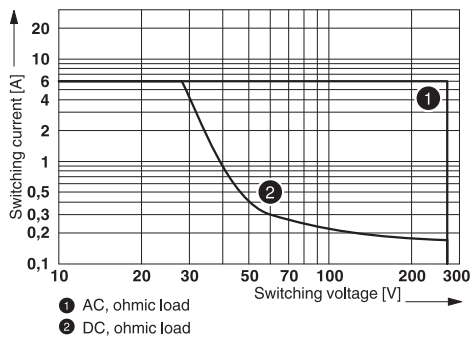
Overvoltage category	III
----------------------	-----

Environmental Product Compliance

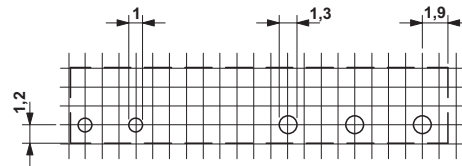
China RoHS	Environmentally Friendly Use Period = 50
	For details about hazardous substances go to tab "Downloads", Category "Manufacturer's declaration"

Drawings

Diagram



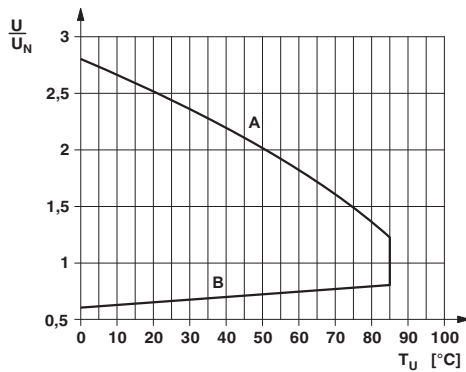
Drilling diagram



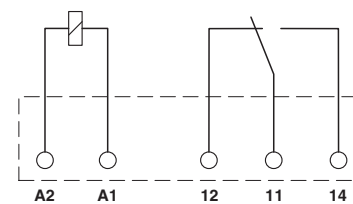
a = pitch division 1.25 mm and 1.27 mm

Interrupting rating

Diagram



Circuit diagram



Input voltage range