



DIFF PRESS CLICK

PID: MIKROE-3332


Weight: 25 g

Diff Press Click is an accurate pressure sensor Click board™ capable of measuring differential pressure. This Click board™ utilizes a very precise differential pressure sensor from NXP, labeled as MPXV7007DP. This piezo-resistive transducer is an advanced monolithic pressure sensor, combining advanced MEMS manufacturing technologies with on-chip signal processing, providing accurate measurement with very low drift over temperature. The sensor outputs an analog voltage, linearly dependent on the applied pressure. This voltage is digitized by an accurate A/D converter and delivered over the I2C interface.

Quantity



 Add to Cart

 Looking for customized version of this product?


 If you have other questions about this product contact us here.


TABLE OF CONTENTS

1. How does it work?
2. Specifications
3. Pinout diagram
4. Onboard settings and indicators
5. Diff Press Click additional specifications
6. Software support
7. Downloads

The MPXV7007DP sensor is shaped so two small tubes can be attached to it, simplifying its practical application. This makes this Click board™ an ideal solution for monitoring the pressure in different kinds of HVAC applications, hospital beds, respiratory systems, process control, and similar applications which rely on an accurate and reliable pressure monitoring.

HOW DOES IT WORK?

Diff Press click utilizes a highly advanced, integrated monolithic differential pressure sensor, labeled as [MPXV7007DP](#), from [NXP](#). This sensor features piezo-resistive MEMS sensing element, combined with the integrated electronic components that allow it to achieve a high degree of linearity, as well a very low drift over temperature. It can be used to measure the differential pressure within the range of $\pm 7\text{kPa}$. The casing of the sensor contains two small tubes referred to as "ports" in the datasheet. They can be used to easily interface the sensor with various components which produce gas pressure, preventing leakage that might appear if the sealing is not good enough. The sensor is guaranteed to operate according to specifications only if used in dry air conditions. Please refer to the datasheet of the MPXV7007DP for more details.



The MPXV7007DP sensor has two ports in a form of two tubes for simplified attachment to a pressurized system, as already discussed. One of these ports is designated as the Pressure side, while the other one is designated as the Vacuum side. The Pressure side is protected by a fluoro-silicone gel which protects the die from harsh media. However, the sensor is designed to be used with both positive and negative differential pressure values, depending on the application requirements ($P_1 > P_2$ or $P_2 > P_1$).

The sensor outputs half the maximum output voltage when there is no pressure difference between two input ports. As the difference increases, the voltage either decreases down to 0V (-7kPa) or increases up to its maximum value of 4.5V, typically (+7kPa). The internal calibration and a signal conditioning circuit ensure that the output voltage changes linearly with the pressure difference. The MPXV7007DP datasheet offers a graphic diagram, displaying the output voltage in respect to the pressure difference. Besides the diagram, the datasheet also offers the transfer function for the sensor output voltage, in a form of an equation. All the parameters can be found within the datasheet, if a precise calculation of the pressure is required.

Besides the MPXV7007DP, Diff Press click utilizes an additional IC. It uses the MCP3221, a 12-bit successive approximation A/D converter (ADC) with I2C Interface, from Microchip. It is used to sample the output voltage from the sensor, providing data for the microcontroller (MCU) or some other device capable of communicating over the I2C bus. The voltage is sampled to a 12-bit value using the 5V mikroBUS™ rail as the voltage reference. The relation between the ADC value and the voltage on the output pin is given by the formula: $V_{OUT} = 5/4096 \times VAL$

Where V_{OUT} is the output voltage of the sensor and VAL is the 12-bit ADC value. However, the Click board™ is supplied with the mikroSDK library which contains functions for data conversion, providing readings in physical units.

Two resistors are used to pull up I2C bus lines. An onboard jumper labeled as VCC SEL offers selection of the I2C communication voltage level by connecting these resistors either with 3.3V or 5V mikroBUS™ rail. This jumper can be used to interface the Click board™ with both 3.3V and 5V MCUs, allowing a wide range of different MCUs to be used with the Click board™.

SPECIFICATIONS

Type	Altitude,Pressure
Applications	It is an ideal solution for monitoring the pressure in different kinds of HVAC applications, hospital beds, respiratory systems, process control, and similar applications which rely on an accurate and reliable pressure monitoring.
On-board modules	MPXV7007DP, an integrated monolithic differential pressure sensor, from NXP; MCP3221, a 12bit D/A converter with I2C Interface, from Microchip
Key Features	High measurement accuracy, low drift over temperature, specially designed inlet ports for simplified use, very linear measurement readings available in 12-bit format over the I2C interface, etc.
Interface	I2C
Input Voltage	3.3V,5V
Click board size	M (42.9 x 25.4 mm)

PINOUT DIAGRAM

This table shows how the pinout on **Diff Press Click** corresponds to the pinout on the mikroBUS™ socket (the latter shown in the two middle columns).

Notes	Pin	mikroBUS™				Pin	Notes
		1	AN	PWM	16		
	NC	1	AN	PWM	16	NC	
	NC	2	RST	INT	15	NC	
	NC	3	CS	RX	14	NC	
	NC	4	SCK	TX	13	NC	
	NC	5	MISO	SCL	12	SCL	I2C Clock
	NC	6	MOSI	SDA	11	SDA	I2C Data
Power Supply	3V3	7	3.3V	5V	10	5V	Power Supply
Ground	GND	8	GND	GND	9	GND	Ground

ONBOARD SETTINGS AND INDICATORS

Label	Name	Default	Description
LD1	PWR	-	Power LED indicator
JP2	VCC SEL	Left	Logic voltage level selection: left position 3.3V, right position 5V

DIFF PRESS CLICK ADDITIONAL SPECIFICATIONS

Description	Min	Typ	Max	Unit
Pressure range	-7	-	7	kPa
Sensitivity	-	286	-	mV/kPa
Accuracy (0 °C to 85 °C)	-5	-	5	%
Warm-up time	-	20	-	ms
Operating temperature range	-40	-	125	°C

SOFTWARE SUPPORT

We provide a library for the Diff Press Click on our [LibStock](#) page, as well as a demo application (example), developed using MikroElektronika [compilers](#). The demo can run on all the main MikroElektronika [development boards](#).

Library Description

The library contains a function for setting a reference output voltage which can be 1030mV, 2046mv, 3070mV or 4096mV.

Key functions:

- `uint16_t diffpress_getAdcData(void)` - reads raw ADC data from device
- `float diffpress_getPressureDifference(void)` - calculates pressure difference from raw ADC data

Examples description

The application is composed of the three sections :

- System Initialization - Initializes LOG and I2C
- Application Initialization - Initializes I2C driver
- Application Task - Logs pressure difference

```
void applicationTask( )
{
    pressureDifference = diffpress_getPressureDifference( );

    FloatToStr( pressureDifference, text );

    mikrobus_logWrite( "pressure difference : ", _LOG_TEXT );
    mikrobus_logWrite( text, _LOG_TEXT );
    mikrobus_logWrite( " kPa", _LOG_LINE );

    Delay_ms(100);
}
```

The full application code, and ready to use projects can be found on our [LibStock](#) page.











Other mikroE Libraries used in the example:

- [I2C](#)
- [UART](#)
- [Conversions](#)

Additional notes and information

Depending on the development board you are using, you may need [USB UART click](#), [USB UART 2 click](#) or [RS232 click](#) to connect to your PC, for development systems with no UART to USB interface available on the board. The terminal available in all MikroElektronika [compilers](#), or any other terminal application of your choice, can be used to read the message.

DOWNLOADS

-  [mikroBUS™ Standard specification](#) 
-  [LibStock: mikroSDK](#) 
-  [Click board catalog](#)
-  [Diff Press Click Libstock](#) 
-  [Diff Press click schematic](#)
-  [Diff Press click 2D and 3D files](#)
-  [MPXV7007 Datasheet](#)

YOU MIGHT ALSO NEED

PRODUCTS IN THE SAME CATEGORY

SUBSCRIBE TO



youtube



instagram



twitter

JOIN US

Careers

Make a Click

Internship

COMPANY

[About us](#)

[Contact](#)

[Leadership](#)

[PressKit](#)

[Distributors](#)

[Timeline](#)

TOOLCHAINS

[PIC](#)

[dsPIC](#)

[PIC32](#)

[ARM](#)

[AVR](#)

[FT90X](#)

RESOURCES

[mikroBUS™](#)

[mikroSDK](#)

[Hexiwear™](#)

[Libstock™](#)

[eBooks](#)

[Outlet](#)

This website uses cookies to ensure you have the best experience on our website. [Learn](#)



[more.](#)