




# RFID Transponder Coil – MA5532-AE



- Developed for austriamicrosystems AS3935 Franklin Lightning Sensor IC
- Designed for antenna applications at 500 kHz to 2 MHz.
- Wound on plastic base for great durability and excellent mechanical shock resistance.
- 125°C operating temperature range

**Terminations** Gold over nickel over phos bronze.

**Environmental** RoHS compliant, halogen free

**Weight** 320 mg

**Ambient temperature** –40°C to +125°C

**Storage temperature** Component: –40°C to +125°C.

Tape and reel packaging: –40°C to +80°C

**Resistance to soldering heat** Max three 40 second reflows at +260°C, parts cooled to room temperature between cycles

**Moisture Sensitivity Level (MSL)** 1 (unlimited floor life at <30°C / 85% relative humidity)

**Temperature coefficient of inductance** +50 to +210 ppm/°C

**Packaging** 2500 per 13" reel Plastic tape: 24 mm wide, 0.35 mm thick, 8 mm pocket spacing, 2.75 mm pocket depth

**PCB washing** Tested with pure water or alcohol only. For other solvents, see Doc787\_PCB\_Washing.pdf

Part number <sup>1</sup>	Inductance <sup>2</sup> at 2 MHz ±2% (µH)	Q min <sup>2</sup>	DCR max <sup>3</sup> (Ohms)	SRF typ <sup>4</sup> (MHz)
MA5532-AE_	100	30	6.0	34

1. When ordering, please specify **packaging** code:

**MA5532-AED**

**Packaging: D** = 13" machine-ready reel. EIA-481 embossed plastic tape (2500 parts per full reel). Quantities less than full reel available: in tape (not machine ready) or with leader and trailer (\$25 charge).

**B** = Less than full reel. In an effort to simplify our part numbering system, Coilcraft is eliminating the need for multiple packaging codes. When ordering, simply change the last letter of your part number from B to D.

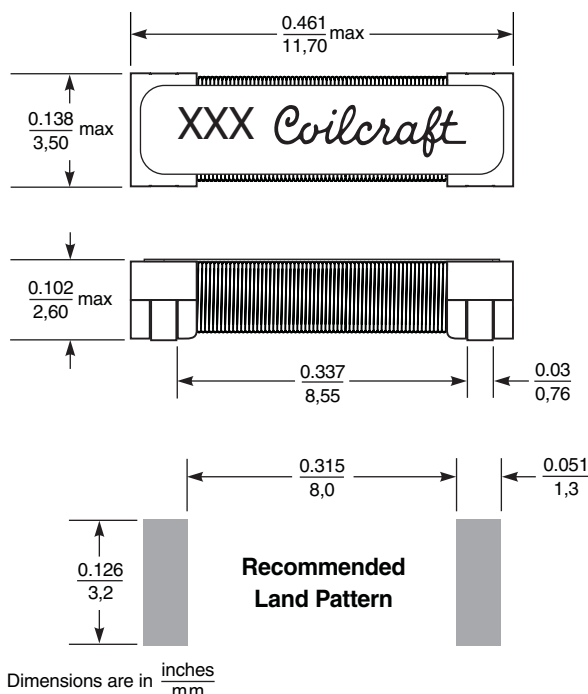
2. Inductance and Q measured using Agilent/HP 4287A iLCR meter or equivalent at 2 MHz. For recommended test procedures, contact Coilcraft.

3. DCR measured on micro-ohmmeter.

4. SRF measured using Agilent/HP 8753D network analyzer.

5. Electrical specifications at 25°C.

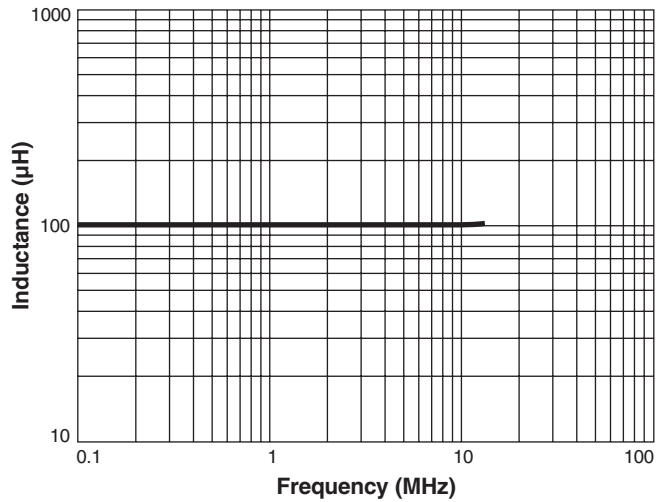
Refer to Doc 362 "Soldering Surface Mount Components" before soldering.





# RFID Transponder Coil – MA5532-AE

## L vs Frequency



## Q vs Frequency

