



Connectors > Terminal Blocks & Strips > Barrier Strips



Barrier Strip Style: **Tri-Barrier**  
Bottom Termination Type: **Printed Circuit Pin**  
Connector System: **Wire-to-Board**  
Number of Positions: **4**  
Centerline (Pitch): **8.26 mm [ .325 in ]**

Features

Product Type Features

Block Style	Flat Bottom with standoffs
Connector System	Wire-to-Board
Connector & Contact Terminates To	Printed Circuit Board

Configuration Features

Number of Levels	1
Number of Positions	4
Number of Rows	1

Electrical Characteristics

Operating Voltage	150 V
-------------------	-------

Body Features

Primary Product Color	Black
Product Orientation	Vertical
Barrier Strip Style	Tri-Barrier

Contact Features

--	--



PCB Contact Termination Area Plating Material	Tin
Contact Base Material	Copper Alloy
Contact Current Rating (Max)	20 A

Termination Features

Bottom Termination Type	Printed Circuit Pin
-------------------------	---------------------

Mechanical Attachment

Screw Head Type	Wire Clamp Combo Head
Screw Plating Material	Zinc
Screw Material	Steel
Top Termination Type	Wire Clamp Combo Head
Mounting Options	None
Thread Size	4-40
Connector Mounting Type	Board Mount

Housing Features

Housing Material	Polyamide
Centerline (Pitch)	8.26 mm [.325 in]

Dimensions

Product Length	34.54 mm [1.36 in]
Wire Size	.3 – 3 mm <sup>2</sup>

Usage Conditions

Operating Temperature Range	0 – 105 °C [32 – 221 °F]
-----------------------------	--------------------------

Operation/Application

Circuit Application	Power
---------------------	-------

Industry Standards

UL Flammability Rating	UL 94V-0
------------------------	----------

Packaging Features

Packaging Quantity	300
Packaging Method	Package

Product Compliance

[For compliance documentation, visit the product page on TE.com>](#)

EU RoHS Directive 2011/65/EU	Compliant
------------------------------	-----------



EU ELV Directive 2000/53/EC	Compliant
China RoHS 2 Directive MIIT Order No 32, 2016	No Restricted Materials Above Threshold
EU REACH Regulation (EC) No. 1907/2006	Current ECHA Candidate List: JUNE 2024 (241) Candidate List Declared Against: JUNE 2024 (241) Does not contain REACH SVHC
Halogen Content	Low Halogen - Br, Cl, F, I < 900 ppm per homogenous material. Also BFR/CFR/PVC Free
Solder Process Capability	Wave solder capable to 265°C

Product Compliance Disclaimer

This information is provided based on reasonable inquiry of our suppliers and represents our current actual knowledge based on the information they provided. This information is subject to change. The part numbers that TE has identified as EU RoHS compliant have a maximum concentration of 0.1% by weight in homogenous materials for lead, hexavalent chromium, mercury, PBB, PBDE, DBP, BBP, DEHP, DIBP, and 0.01% for cadmium, or qualify for an exemption to these limits as defined in the Annexes of Directive 2011/65/EU (RoHS2). Finished electrical and electronic equipment products will be CE marked as required by Directive 2011/65/EU. Components may not be CE marked. Additionally, the part numbers that TE has identified as EU ELV compliant have a maximum concentration of 0.1% by weight in homogenous materials for lead, hexavalent chromium, and mercury, and 0.01% for cadmium, or qualify for an exemption to these limits as defined in the Annexes of Directive 2000/53/EC (ELV). Regarding the REACH Regulation, the information TE provides on SVHC in articles for this part number is based on the latest European Chemicals Agency (ECHA) 'Guidance on requirements for substances in articles' posted at this URL: <https://echa.europa.eu/guidance-documents/guidance-on-reach>

Compatible Parts




TE Part # 5-1437652-4  
6PCV-03-006=6PCV ASSEMBLY



TE Part # 6-1437648-8  
4PCV-04-008=4 SERIES ASSY






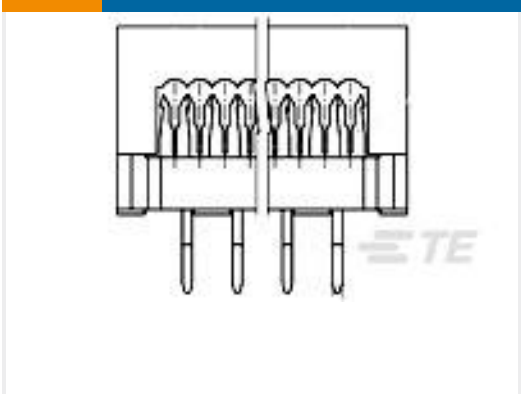


Also in the Series | Buchanan 4 Series



Barrier Strips(72)



Customers Also Bought

 <p>TE Part #5745782-4 D-Sub Receptacle Assembly: Right Angle, Shell Size 2, 2.74mm</p>	 <p>TE Part #1-2199300-2 32P,DIP SKT,600 CL,OTC,PB FREE</p>	 <p>TE Part #2-5331677-2 SOCKET,MIN-SPR W/H SN-AU SER-3</p>	 <p>TE Part #747841-4 15 MSFL PLUG RA 318 (IN,FM,BL)</p>
 <p>TE Part #5-1437652-4 6PCV-03-006=6PCV ASSEMBLY</p>	 <p>TE Part #5746613-2 14 DIP PLUG CONN-W/COVER</p>	 <p>TE Part #282847-6 TERMI-BLOK PCB MOUNT 35 6P.5</p>	 <p>TE Part #9-1676123-1 1/2W SM M/OX 5% 4K7</p>

Documents

Product Drawings

4PCV-04-006=4PCV ASSEMBLY

English

CAD Files

Customer View Model

ENG\_CVM\_CVM\_6-1437648-7\_T.2d\_dxf.zip

English

3D PDF

3D

Customer View Model

ENG\_CVM\_CVM\_6-1437648-7\_T.3d\_igs.zip

English

Customer View Model

ENG\_CVM\_CVM\_6-1437648-7\_T.3d\_stp.zip

English

By downloading the CAD file I accept and agree to the [Terms and Conditions](#) of use.

Datasheets & Catalog Pages

BUCHANAN TERMINAL BLOCKS CATALOG - BARRIER STRIPS

English

1-1773458-2\_BARRIER\_STRIPS\_QUICK\_REFERENCE\_GUIDE

English