

1-171822-0 ✓ ACTIVE



TE Internal #: 1-171822-0

Housing, Receptacle, Wire-to-Board, 10 Position, 2.5 mm [.098 in]
Centerline, Crimp, 1 Row, Natural, Mating Retention, Wire & Cable,
Power & Signal

[View on TE.com >](#)

Connectors > PCB Connectors > Wire-to-Board Connectors > Wire-to-Board Connector Assemblies & Housings



Connector Product Type: **Housing**

Connector & Housing Type: **Receptacle**

Connector System: **Wire-to-Board**

Number of Positions: **10**

Centerline (Pitch): **2.5 mm [.098 in]**

Features

Product Type Features

Connector Product Type	Housing
Connector & Housing Type	Receptacle
Connector System	Wire-to-Board
Sealable	No
Connector & Contact Terminates To	Wire & Cable

Configuration Features

Number of Positions	10
Number of Rows	1

Electrical Characteristics

Insulation Resistance	500 M Ω
Operating Voltage	250 VAC

Body Features

Connector Profile	Standard
Primary Product Color	Natural



Contact Features

Contact Layout	Inline
Contact Type	Socket
Contact Current Rating (Max)	2 A

Termination Features

Termination Method to Wire & Cable	Crimp
------------------------------------	-------

Mechanical Attachment

Strain Relief	Without
Panel Mount Feature	Without
PCB Mount Retention	Without
Mating Retention Type	Lock
Mating Retention	With
Connector Mounting Type	Cable Mount (Free-Hanging)

Housing Features

Housing Entry Configuration	Both Ends Closed
Housing Material	Nylon 6/6
Centerline (Pitch)	2.5 mm [.098 in]

Dimensions

Connector Length	14 mm
Connector Height	5.75 mm

Usage Conditions

Operating Temperature Range	-20 – 95 °C [-4 – 203 °F]
-----------------------------	---------------------------

Operation/Application

Circuit Application	Power & Signal
---------------------	----------------

Industry Standards

Compatible With Agency/Standards Products	UL
UL Flammability Rating	UL 94V-0

Packaging Features

Packaging Quantity	1000
Packaging Method	Bag

Product Compliance







[For compliance documentation, visit the product page on TE.com>](#)


EU RoHS Directive 2011/65/EU	Compliant
EU ELV Directive 2000/53/EC	Compliant
China RoHS 2 Directive MIIT Order No 32, 2016	No Restricted Materials Above Threshold
EU REACH Regulation (EC) No. 1907/2006	Current ECHA Candidate List: JUNE 2024 (241) Candidate List Declared Against: JUNE 2024 (241) SVHC > Threshold: Melamine (3% in Component Part) Article Safe Usage Statements: Wash thoroughly after handling. Do not handle until all safety precautions have been read and understood. Recycle if possible and dispose of the article by following all applicable governmental regulations relevant to your geographic location.
Halogen Content	Low Halogen - Br, Cl, F, I < 900 ppm per homogenous material. Also BFR/CFR/PVC Free
Solder Process Capability	Not applicable for solder process capability

Product Compliance Disclaimer

This information is provided based on reasonable inquiry of our suppliers and represents our current actual knowledge based on the information they provided. This information is subject to change. The part numbers that TE has identified as EU RoHS compliant have a maximum concentration of 0.1% by weight in homogenous materials for lead, hexavalent chromium, mercury, PBB, PBDE, DBP, BBP, DEHP, DIBP, and 0.01% for cadmium, or qualify for an exemption to these limits as defined in the Annexes of Directive 2011/65/EU (RoHS2). Finished electrical and electronic equipment products will be CE marked as required by Directive 2011/65/EU. Components may not be CE marked. Additionally, the part numbers that TE has identified as EU ELV compliant have a maximum concentration of 0.1% by weight in homogenous materials for lead, hexavalent chromium, and mercury, and 0.01% for cadmium, or qualify for an exemption to these limits as defined in the Annexes of Directive 2000/53/EC (ELV). Regarding the REACH Regulation, the information TE provides on SVHC in articles for this part number is based on the latest European Chemicals Agency (ECHA) 'Guidance on requirements for substances in articles' posted at this URL: <https://echa.europa.eu/guidance-documents/guidance-on-reach>

Compatible Parts

 <p>TE Part # 170205-3 EIS CONTACT LP</p>	 <p>TE Part # 170204-4 170262-4 LP E1CRIMP SNAP IN</p>	 <p>TE Part # 170205-1 E.I. SERIES CONTACT LP</p>	 <p>TE Part # 170204-1 EIS RECPT CONTACT</p>
--	--	--	---



Customers Also Bought





Documents

CAD Files

Customer View Model

[ENG_CVM_1-171822-0_L.3d_igs.zip](#)

English

Customer View Model

[ENG_CVM_1-171822-0_L.3d_stp.zip](#)

English

Customer View Model

[ENG_CVM_1-171822-0_L.2d_dxf.zip](#)

English

3D PDF

English

3D PDF

3D

Customer View Model

[ENG_CVM_CVM_1-171822-0_R.2d_dxf.zip](#)

English

Customer View Model

[ENG_CVM_CVM_1-171822-0_R.3d_igs.zip](#)

English

Customer View Model

[ENG_CVM_CVM_1-171822-0_R.3d_stp.zip](#)

English

By downloading the CAD file I accept and agree to the [Terms and Conditions](#) of use.

Datasheets & Catalog Pages

[1-1773972-5_EIS_Connectors_Brochure](#)

English

Product Specifications

[Crimping of AMP EI Series Connector Contacts](#)

Japanese

[Application Specification](#)

Japanese

1-171822-0

Housing, Receptacle, Wire-to-Board, 10 Position, 2.5 mm [.098 in] Centerline, Crimp,
1 Row, Natural, Mating Retention, Wire & Cable, Power & Signal



[Agency Approvals](#)

[Agency Approval Document](#)

English