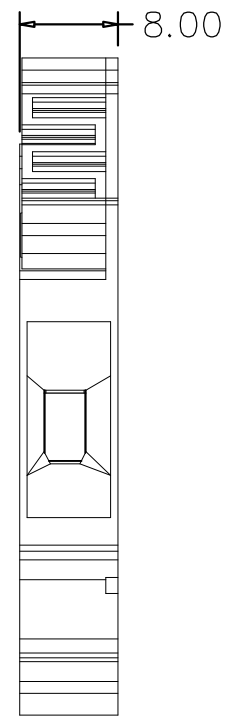
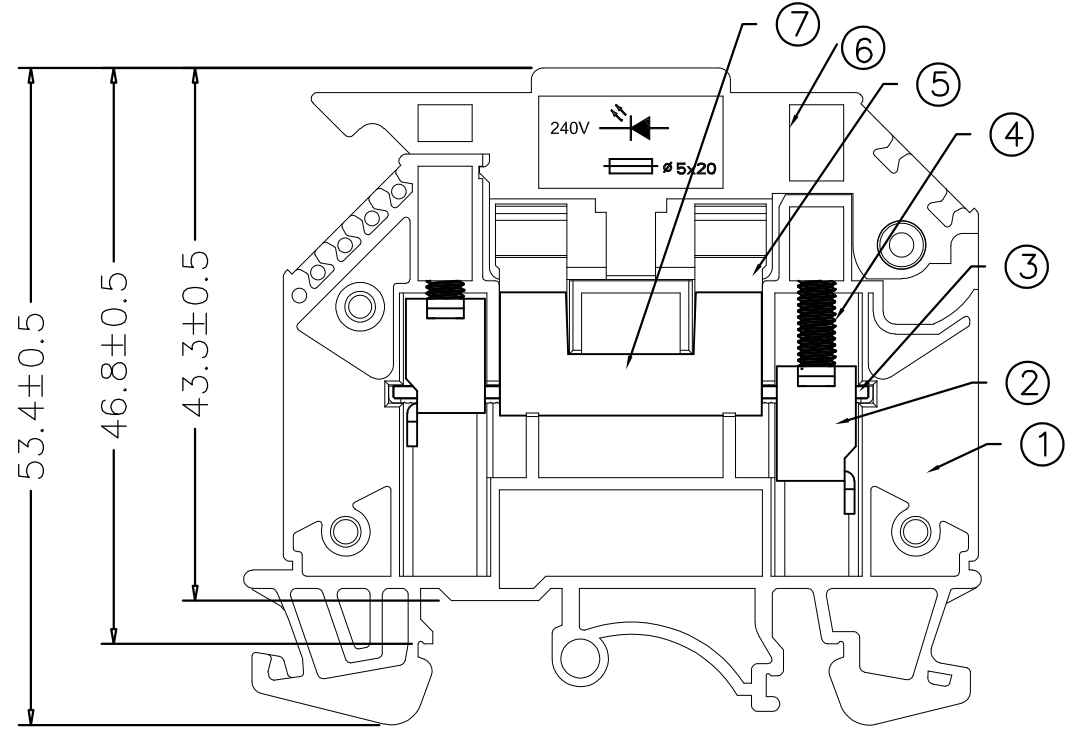
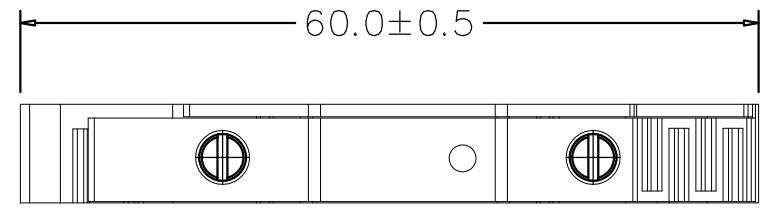
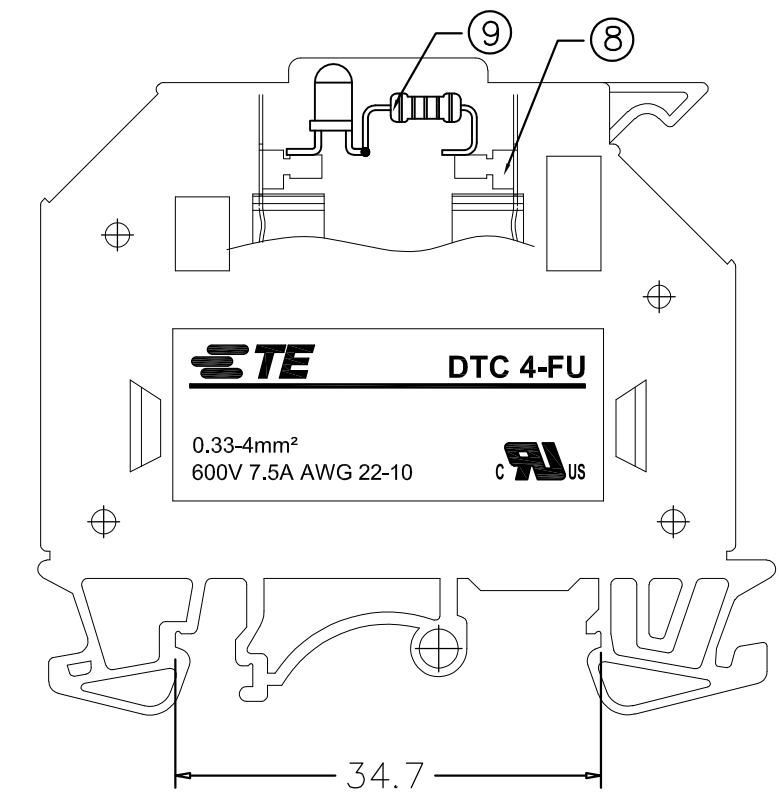


THIS DRAWING IS UNPUBLISHED. RELEASED FOR PUBLICATION
 © COPYRIGHT - By - ALL RIGHTS RESERVED.

REVISIONS				
P	LTR	DESCRIPTION	DATE	APVD
	A	OFFICIAL VERSION RELEASE	25MAR2017	F.Y X.X



ITEM	COMPONENTS	MATERIAL	QTY	PLATING
9	LED MODULE	LED+RESISTOR	1	
8	TERMINAL 2	COPPER ALLOY	2	Tin Plated
7	HOUSING 2	THERMOPLASTIC	1	
6	ROTATION BODY	THERMOPLASTIC	1	
5	TERMINAL 1	COPPER ALLOY	2	Tin Plated
4	SCREW	STEEL	2	Zinc Plated
3	SHIM	COPPER ALLOY	2	Tin Plated
2	CLAMP	STEEL	2	Zinc Plated
1	HOUSING 1	THERMOPLASTIC	1	



- NOTES:
1. Material: See table
 2. Rated current & voltage : (UL)7.5A(follow fuse) 600V , (IEC)6.3A(follow fuse) 800V
 3. LED rated voltage: 240V
 4. Impulse withstand voltage: 6KV
 5. Screw Size & Torque: M3 . 7.7 lbs-in (0.88Nm)
 6. Wire strip length: 10-12mm
 7. Suitable wire size : (UL)22 - 10 AWG , (IEC)0.33-4mm²
 8. Actual force on fuse carrier: 25N Max.
 9. Requirement for environmental substance must be compliance with ROHS and REACH.

DTC 4-FUELED 240	2271704-2	BLACK
TE SERIES No.	PART NUMBER	COLOR

THIS DRAWING IS A CONTROLLED DOCUMENT.		DWN FENCER YU 25MAR2017		TE Connectivity	
DIMENSIONS: mm		CHK XIANG XU 25MAR2017			
TOLERANCES UNLESS OTHERWISE SPECIFIED:		APVD XIANG XU 25MAR2017		NAME	
0 PLC ± 0.50		PRODUCT SPEC		4mm ² WIRE 1 IN 1 OUT SCREW	
1 PLC ± 0.40		APPLICATION SPEC		FUSE TYPE TERMINAL BLOCK WITH LED	
2 PLC ± 0.30		108-137182		SIZE	
3 PLC ± -		114-137172		CAGE CODE	
4 PLC ± -		WEIGHT 15.14 g		DRAWING NO	
ANGLES ± 3'		CUSTOMER DRAWING		RESTRICTED TO	
MATERIAL -		FINISH -		A3 00779 C-2271704	
		SCALE 1:1		SHEET 1 OF 1	
				REV A	