

2.40 GHz Surface Mount Bandpass Filter B024RF2S

www.knowlesc capacitors.com

DESCRIPTION

DLI's surface mount catalog bandpass filters utilize DLI's low loss temperature stable materials which offer small size and minimal performance variation over temperature. The catalog BPF's are offered in a variety of frequency bands, which offers a drop in solution with highly repeatable performance.

FEATURES

- Small Size
- Fully Shielded Component
- Solder Surface Mount Package
- Moisture Sensitivity Level: MSL1
- Frequency Stable over Temperature
- Operating & Storage Temp: -55°C to +125°C
- Characteristic Impedance: 50Ω

Packaging and Ordering Information:

To request tape and reel packaging, please order part number B024RF2S-T.

SPECIFICATIONS*

| Parameter | Frequency Range (GHz) | Min | Typ. | Max |
|--|---|------|------|-----|
| Insertion Loss (dB) | 1.97 - 3.05 | | 1.6 | 3.0 |
| Return Loss (dB) | | 10.0 | 15.0 | |
| Low Side Rejection (dB) | DC - 1.1 | 40.0 | 45.0 | |
| High Side Rejection (dB) | 3.8 - 4.75 | 40.0 | 45.0 | |
| CW Input Power** (W) | | | | 8 |
| $\theta_{JC} \left(\frac{^{\circ}\text{C}}{\text{W}} \right)$ | 9.37 | | | |
| Size (L x W x H) | 0.500 x 0.250 x 0.113 in 12.7 x 6.35 x 2.87 mm | | | |



*Electrical specifications based on typical probed performance at room temperature. Insertion loss shall vary $\pm 0.5\text{dB}$ over temperature.

**Power rating assumes the component will be mounted to a PCB with good thermally conducting ground vias as outlined in the recommended PCB layout that are connected to an adequate heat sink. Max power is based on 125°C base temperature.

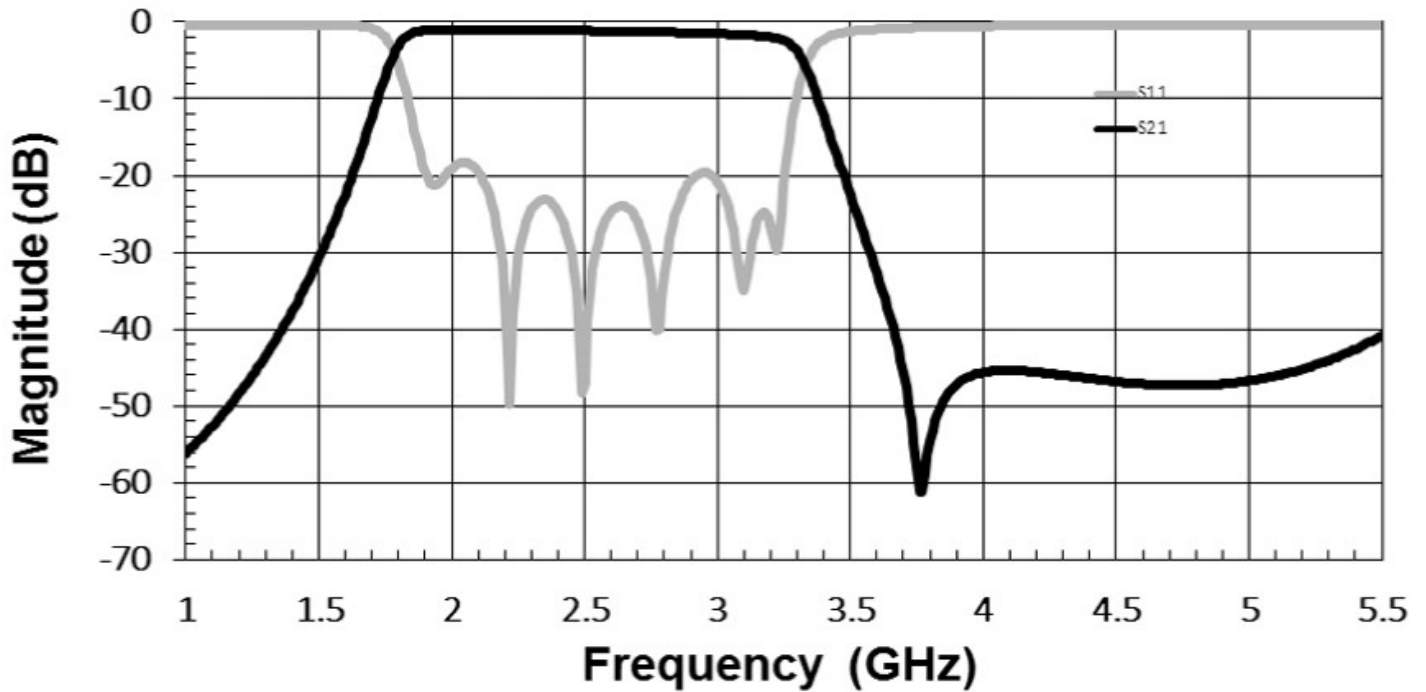
Information in this document is for informational and guideline purposes only. All information regarding the Product described in this datasheet is subject to change from time to time at Knowles Precision Devices' sole discretion. It is the customer's sole responsibility to evaluate the suitability of the Product in the customer's particular application. Knowles Precision Devices assumes no responsibility or liability for the use of the information contained within.

2777 Route 20 East, Cazenovia, NY 13035 | Ph.: (315)655-8710

To Order Contact KCCSales@knowles.com | For Technical Inquiries Contact DLIengineering@knowles.com

2.40 GHz Surface Mount Bandpass Filter
B024RF2S

Typical Measured Performance



*Typical de-embedded measured performance mounted on a connectorized test fixture. DEB is 0.010in RO4350B with 50.0Ohm CPW ground traces going into the ports at room temperature.

2777 Route 20 East, Cazenovia, NY 13035 | Ph.: (315)655-8710

To Order Contact KCCSales@knowles.com | For Technical Inquiries Contact DLengineering@knowles.com

2.40 GHz Surface Mount Bandpass Filter
B024RF2S

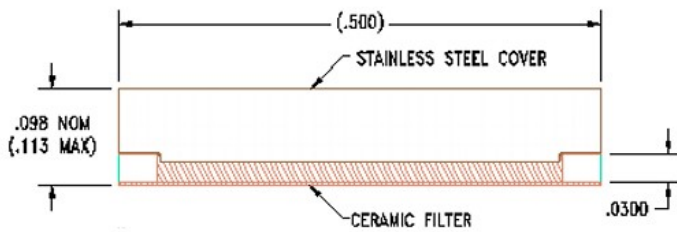
Physical Dimensions

Units = inches

Top View



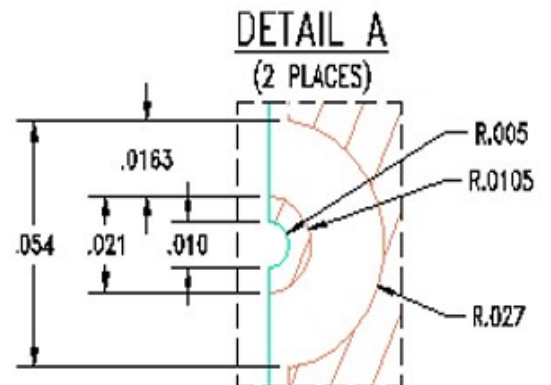
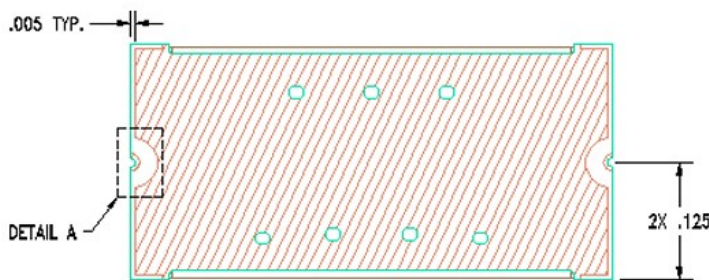
Side View



End View



Bottom View



Notes :

1. Termination Finish:

ENIG: 3 - 6 μinch Au over 50 μinch Ni

2. Maximum Assembly Process Temperature: 250°C

2777 Route 20 East, Cazenovia, NY 13035 | Ph.: (315)655-8710

Tolerances:

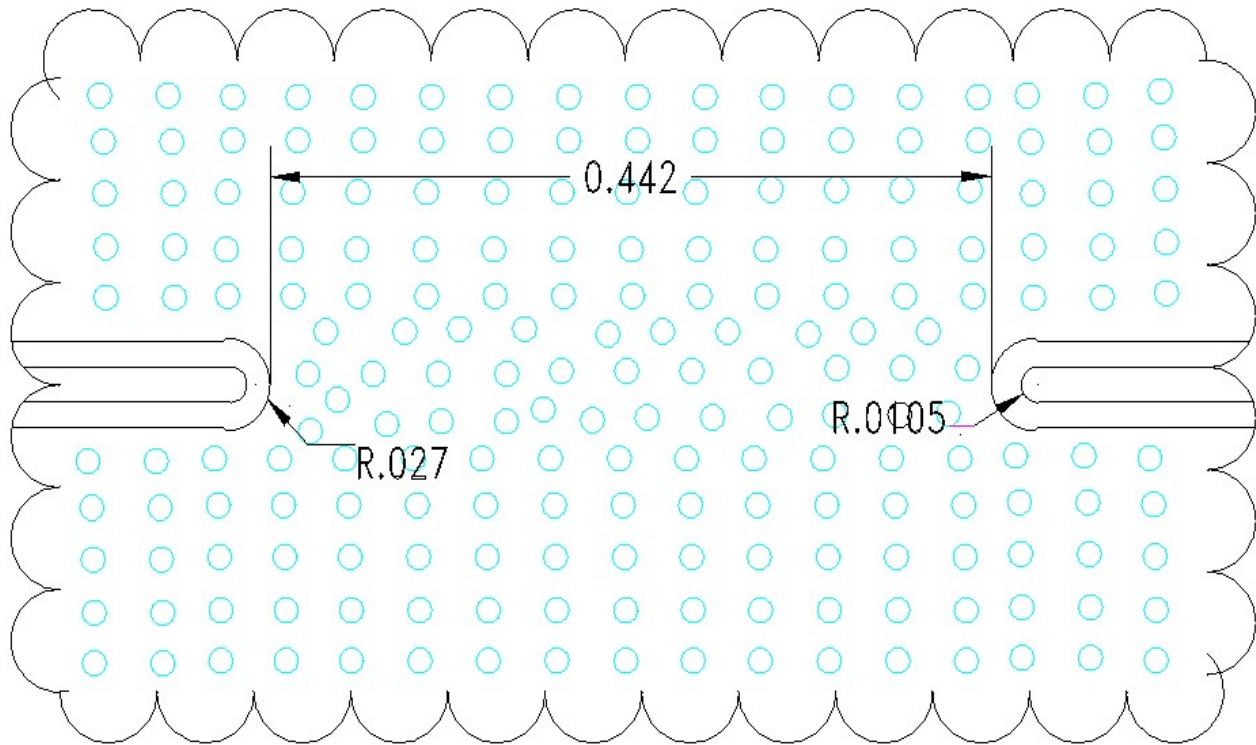
For values with 3 decimal places ±0.001

For values with 4 decimal places ±0.0005

To Order Contact KCCSales@knowles.com | For Technical Inquiries Contact DLIengineering@knowles.com

**2.40 GHz Surface Mount Bandpass Filter
B024RF2S**

Recommended PCB Layout



Note:

Unit = inches

- 50Ω trace dimensions are application specific.
- Ensure adequate grounding beneath the part.

For further details and best practices, reference the **Microwave Products Guide**, available at: <https://www.knowlescapacitors.com/Support/Catalogs>

2777 Route 20 East, Cazenovia, NY 13035 | Ph.: (315)655-8710

To Order Contact KCCSales@knowles.com | For Technical Inquiries Contact DLIengineering@knowles.com