

Flush-type connector - SACC-DSI-MSD-4CON-L180/SH GN - 1456556

Please be informed that the data shown in this PDF Document is generated from our Online Catalog. Please find the complete data in the user's documentation. Our General Terms of Use for Downloads are valid (<http://phoenixcontact.com/download>)




Bus system flush-type plug, with green contact carrier, 4-pos., M12 SPEEDCON, shielded, D-coded, rear/screw mounting with M16 thread, with straight solder connection

Your advantages

- ✓ Easy PCB assembly: one-piece connectors for wave soldering
- ✓ All standard pin assignments and codings for signal, data, and power transmission with a uniform design-in design
- ✓ For high transmission reliability: optional shield connection to the housing by means of shield contact



Key Commercial Data

Packing unit	20 pc
GTIN	 4 046356 617116
GTIN	4046356617116

Technical data

Dimensions

Length of the solder pin	6 mm
--------------------------	------

Ambient conditions

Ambient temperature (operation)	-20 °C ... 60 °C (cable, fixed installation)
Degree of protection	IP67 (When plugged in)
	IP65 (When plugged in)

General

Note	The electrical and mechanical data specified assume that the connector pair is correctly locked and mounted. If the connector is unlocked and if there is a danger of contamination, the connector must be sealed using a protective cap > IP54. Influences arising from litz wires, cables or PCB assembly must also be taken into consideration.
Rated current at 40°C	4 A
Rated voltage	250 V
Rated surge voltage	2.5 kV

Flush-type connector - SACC-DSI-MSD-4CON-L180/SH GN - 1456556

Technical data

General

Number of positions	4
Insulation resistance	≥ 100 MΩ
Coding	D - data
Standards/regulations	M12 connector IEC 61076-2-101
Status display	No
Overvoltage category	II
Degree of pollution	3
Connection method	Solder pins
Torque	3 Nm ... 4 Nm (Installation-side)
Mounting type	Rear mounting Pg9 With flat nut

Material

Flammability rating according to UL 94	V0
Contact material	CuZn
Contact surface material	Ni/Au
Contact carrier material	PA 6.6
Material of grip body	Zinc die-cast, nickel-plated
Material, knurls	Zinc die-cast, nickel-plated
Sealing material	NBR

Cable

Standards/specifications	M12 connector IEC 61076-2-101
--------------------------	-------------------------------

Standards and Regulations

Standard designation	M12 connector
Standards/regulations	IEC 61076-2-101
Flammability rating according to UL 94	V0

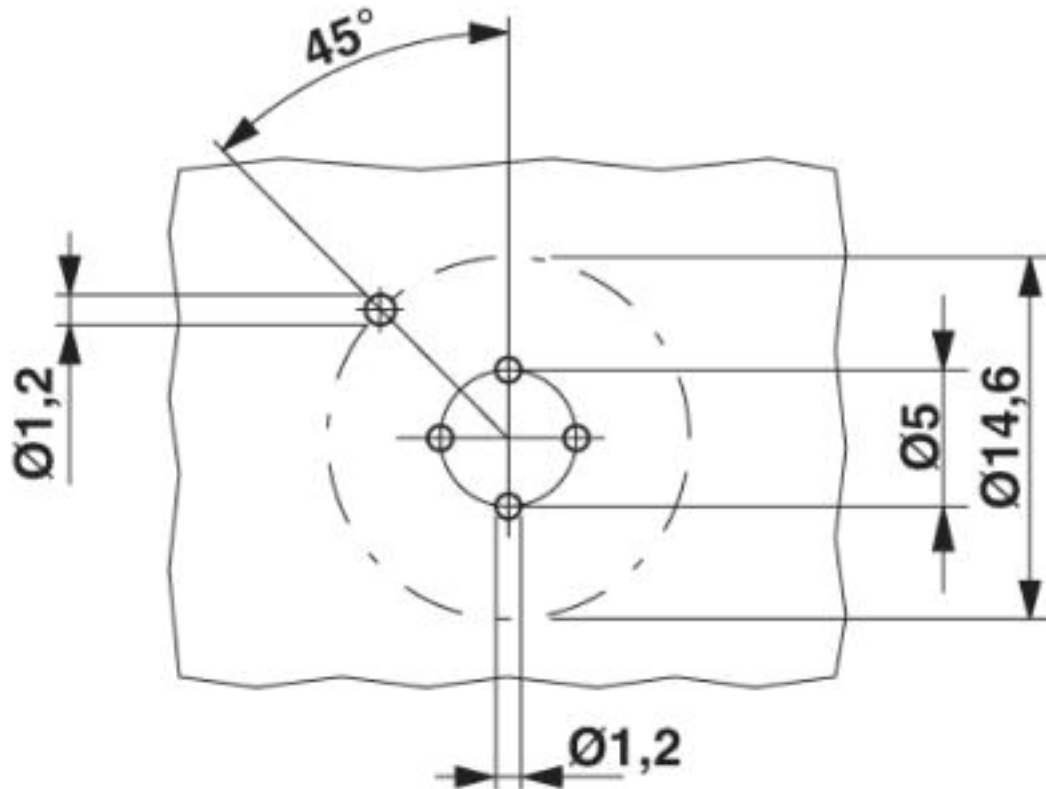
Environmental Product Compliance

China RoHS	Environmentally Friendly Use Period = 50
	For details about hazardous substances go to tab "Downloads", Category "Manufacturer's declaration"

Drawings

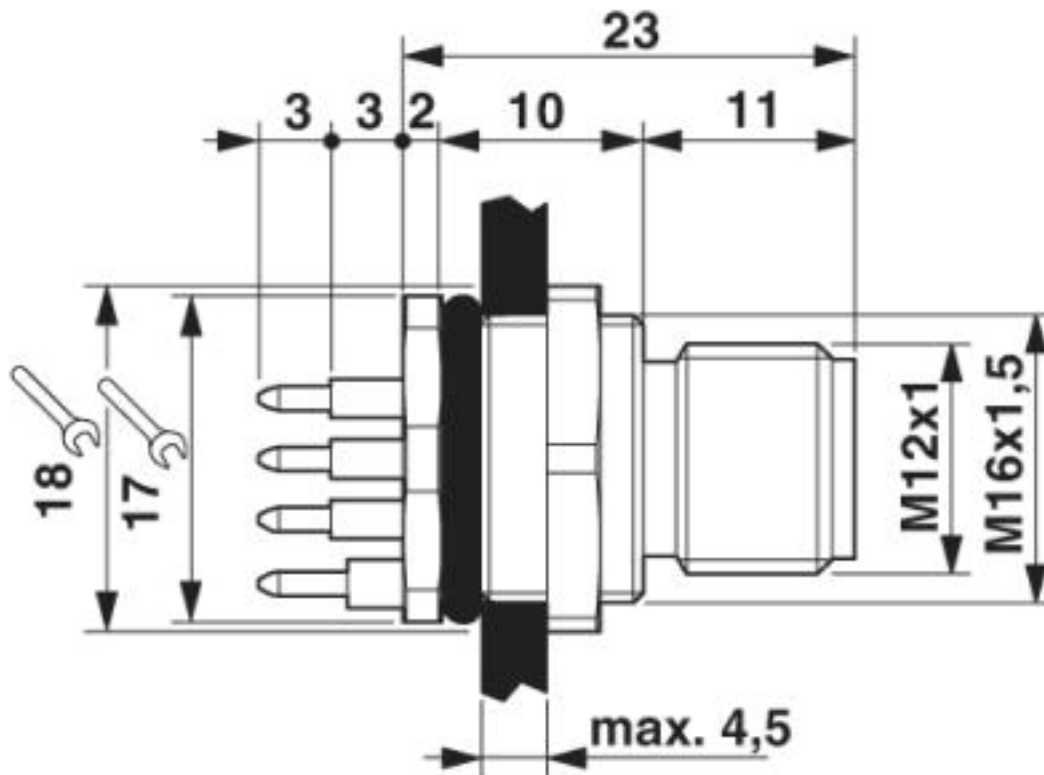
Flush-type connector - SACC-DSI-MSD-4CON-L180/SH GN - 1456556

Drilling diagram



Flush-type connector - SACC-DSI-MSD-4CON-L180/SH GN - 1456556

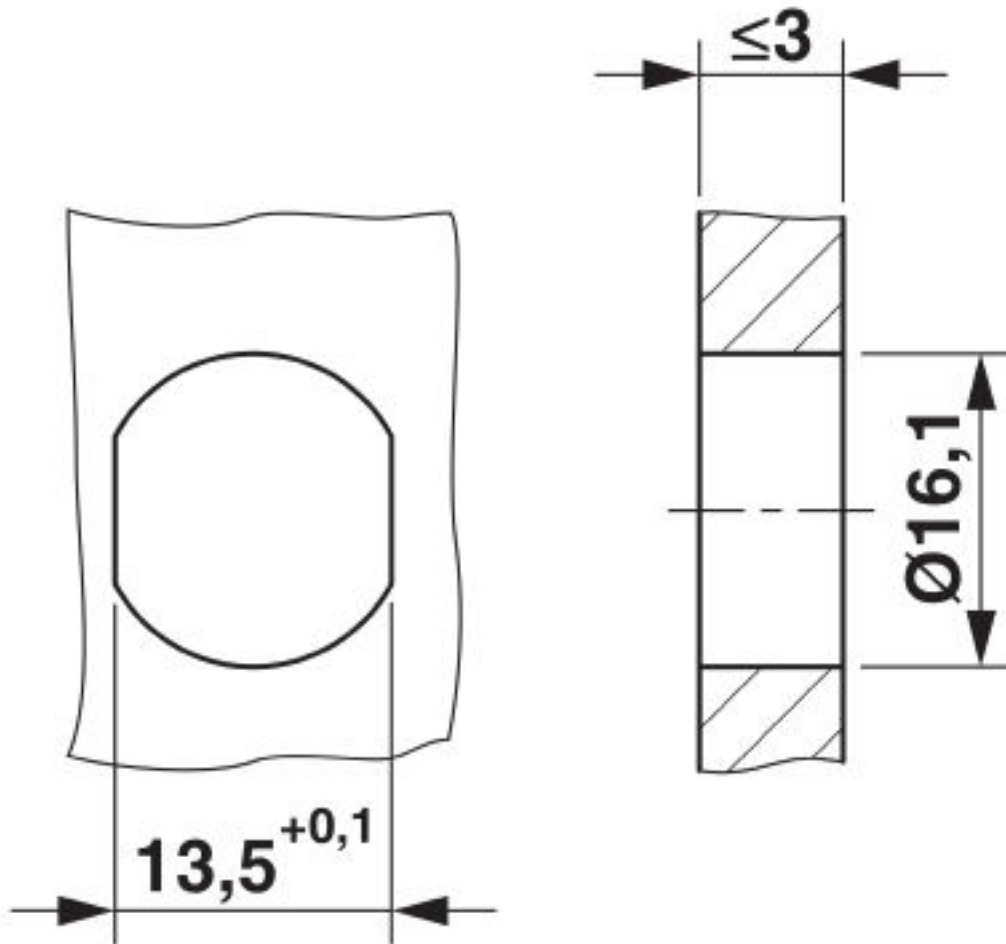
Dimensional drawing



M12 flush-type connector

Flush-type connector - SACC-DSI-MSD-4CON-L180/SH GN - 1456556

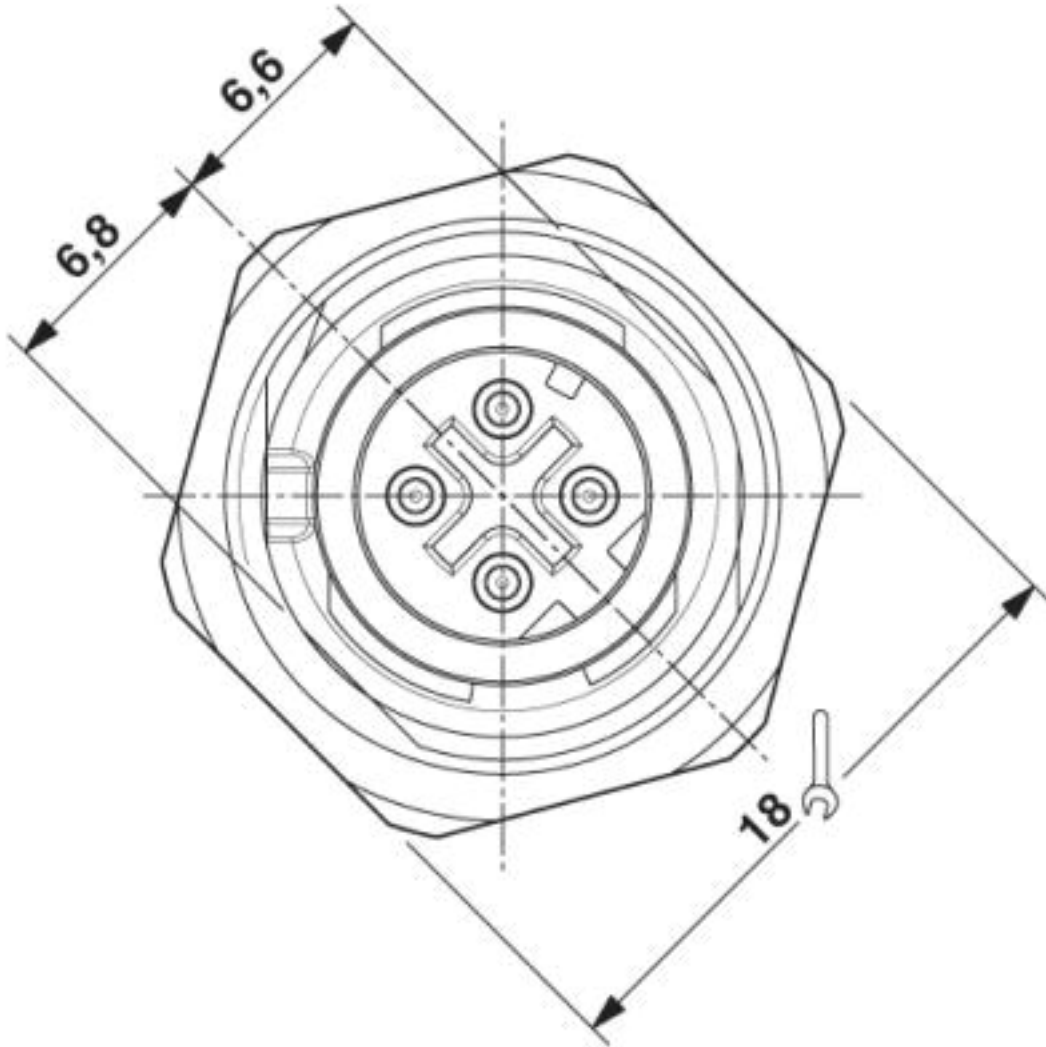
Dimensional drawing



Housing cutout for M16 fastening thread, mounting panel with feed-through hole (alternatively with area as anti-rotation protection for panel thicknesses > 2 mm up to max. 4.5 mm)

Flush-type connector - SACC-DSI-MSD-4CON-L180/SH GN - 1456556

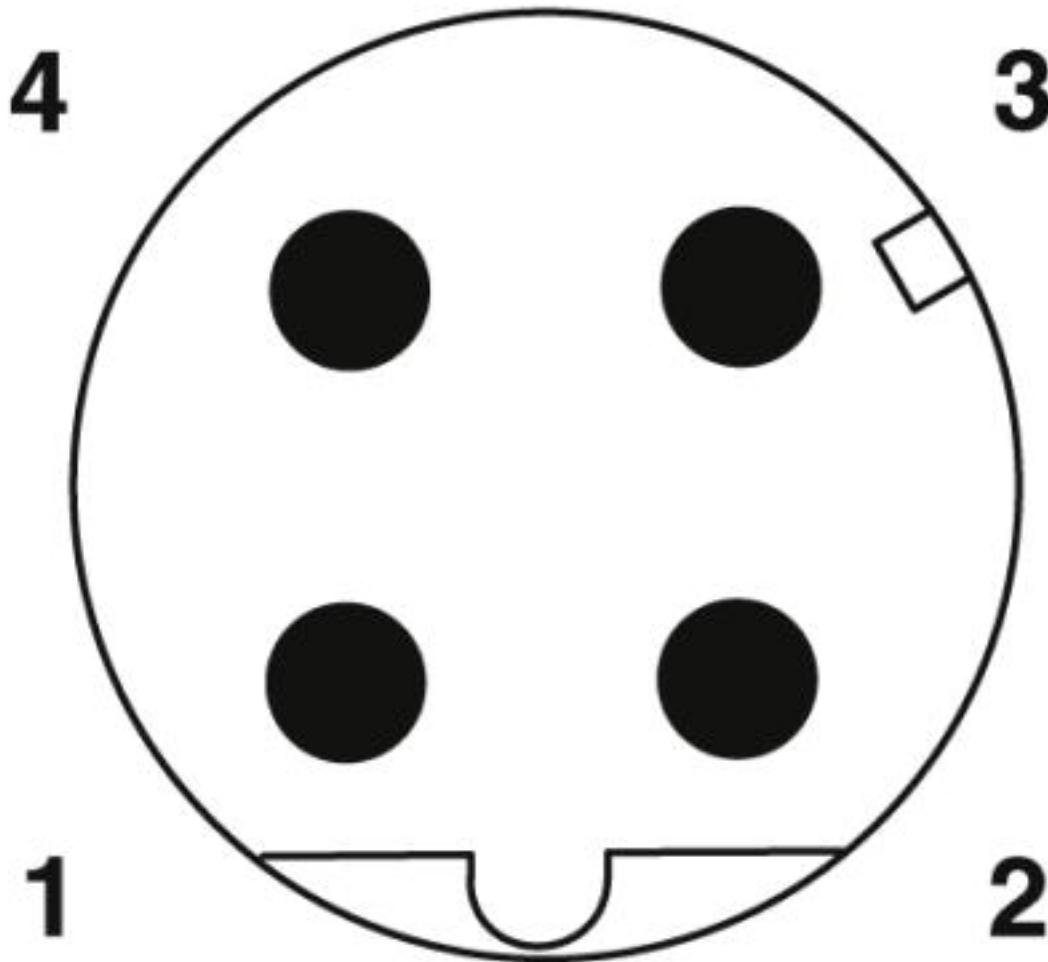
Dimensional drawing



M12 front view

Flush-type connector - SACC-DSI-MSD-4CON-L180/SH GN - 1456556

Schematic diagram



Pin assignment M12 male connector, 4-pos., D-coded, male side

Approvals

Approvals

Approvals


UL Recognized / EAC / cULus Recognized

Ex Approvals


Approval details

Flush-type connector - SACC-DSI-MSD-4CON-L180/SH GN - 1456556

Approvals

UL Recognized			http://database.ul.com/cgi-bin/XYV/template/LISEXT/1FRAME/index.htm	FILE E 118976
Nominal voltage UN	250 V			
Nominal current IN	4 A			
mm²/AWG/kcmil	22			

EAC		B.01742
-----	---	---------

cULus Recognized			http://database.ul.com/cgi-bin/XYV/template/LISEXT/1FRAME/index.htm	E221474-20140616
Nominal voltage UN		250 V		
Nominal current IN		4 A		
mm²/AWG/kcmil		22-20		

Phoenix Contact 2019 © - all rights reserved
<http://www.phoenixcontact.com>

PHOENIX CONTACT GmbH & Co. KG
Flachsmarktstr. 8
32825 Blomberg
Germany
Tel. +49 5235 300
Fax +49 5235 3 41200
<http://www.phoenixcontact.com>