

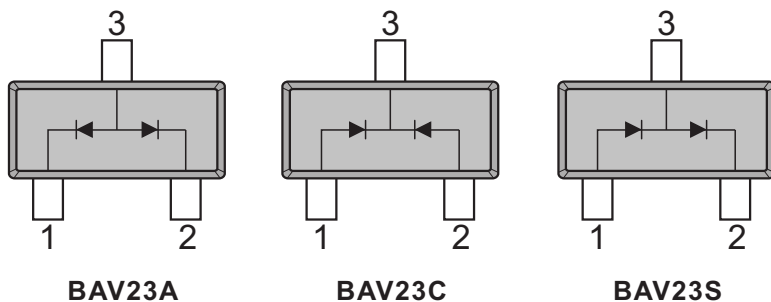



Switching Diodes

FEATURES

- Fast Switching Speed
- Surface mount package ideally Suited for Automatic Insertio
- High Conductance

SOT-23



Maximum Ratings @Ta=25°C

Parameter	Symbol	Value	Unit
Repetitive peak reverse voltage	V_{RRM}	250	V
Average rectified output current	I_o	200	mA
Non-Repetitive Peak Forward Surge Current @t=8.3ms	I_{FSM}	1.0	A
Power dissipation	P_D	350	mW
Thermal resistance junction to ambient	R_{thJA}	357	°C/W
Junction temperature	T_J	150	°C
Storage temperature range	T_{STG}	-55 ~ +150	°C

Electrical Characteristics@Ta=25°C

Parameter	Symbol	Test conditions	Min	Typ	Max	Unit
Reverse breakdown voltage	V_{BR}	$I_R=100\mu A$	250			V
Reverse voltage leakage current	I_R	$V_R=200V$			0.1	μA
Forward voltage	V_F	$I_F=100mA$ $I_F=200mA$			1.0 1.25	V
Diode capacitance	C_D	$V_R=0V, f=1MHz$		5		pF
Reveres recovery time	t_{rr}	$I_F=I_R=30mA, V_R=6V$ $I_{rr}=3mA, R_L=100\Omega$			50	ns



Fig.1 Power Derating Curve

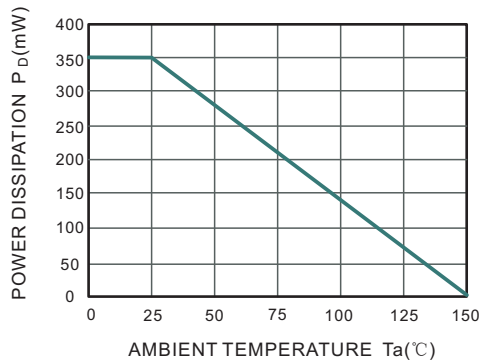


Fig.2 Reverse Characteristics

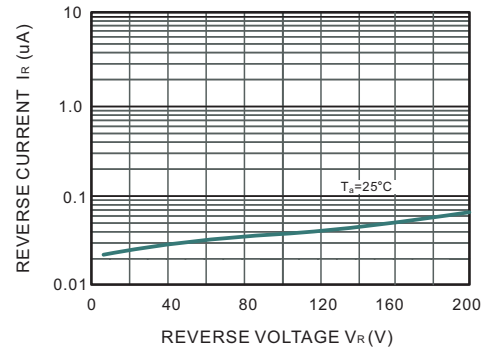


Fig.3 Forward Characteristics

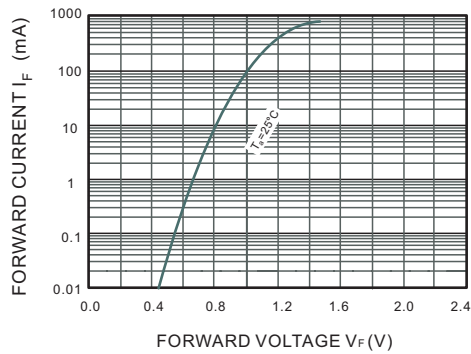
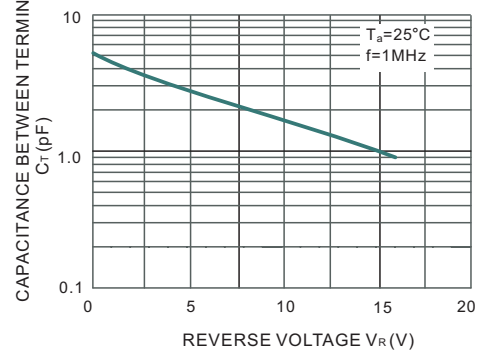
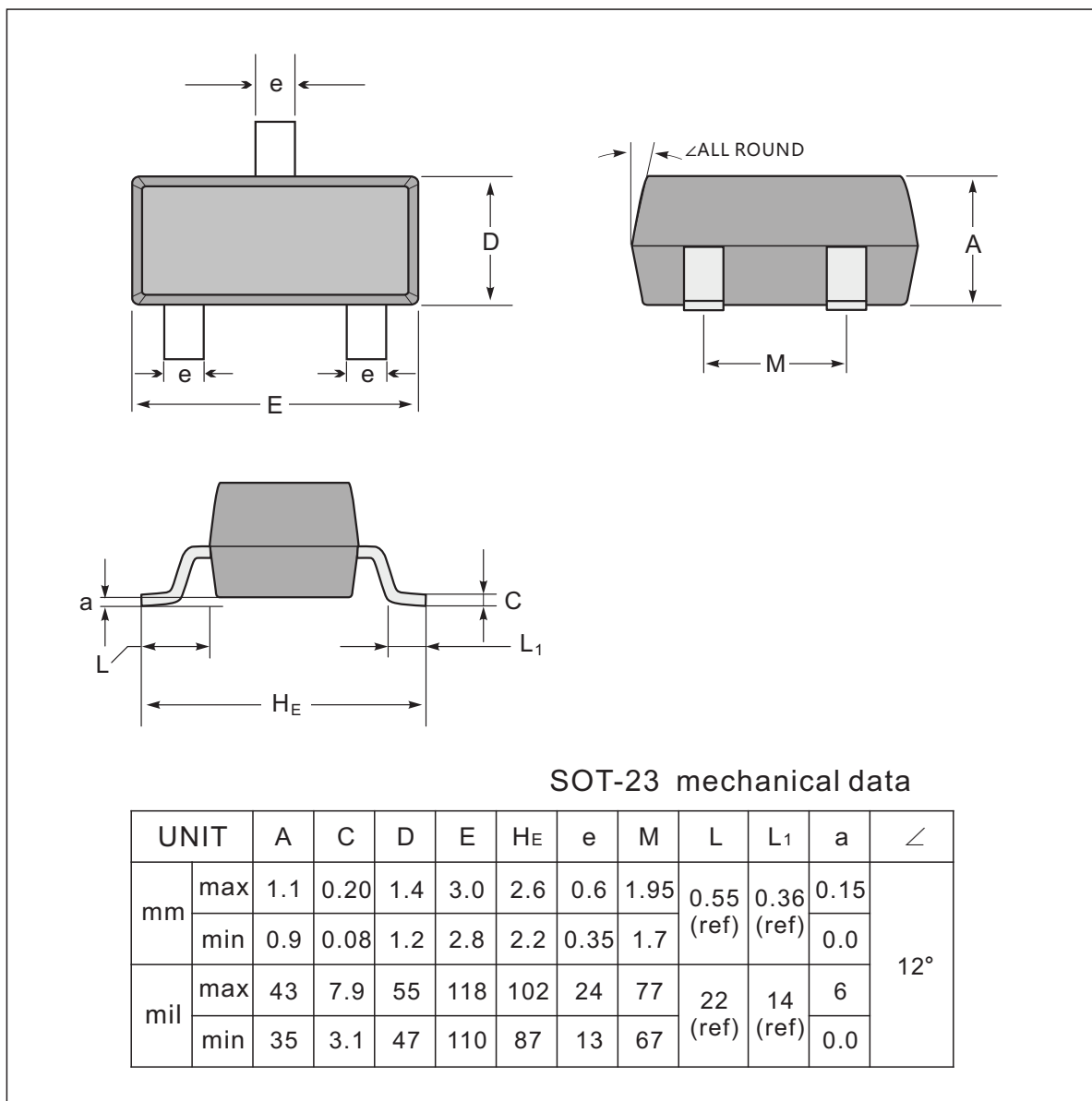


Fig.4 Capacitance Characteristics

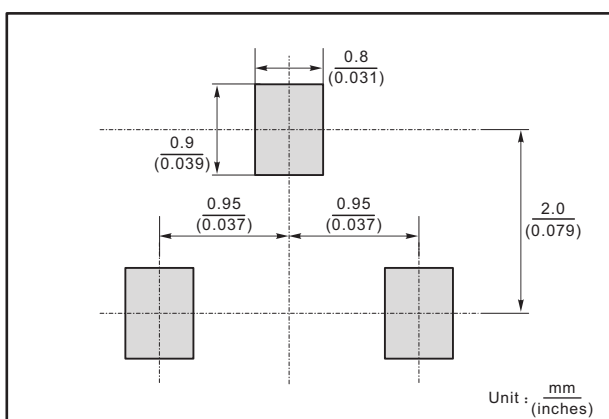




SOT-23 Package Outline Dimensions



The recommended mounting pad size



Marking

Type number	Marking code
BAV23A	KT7
BAV23C	KT6
BAV23S	KL31