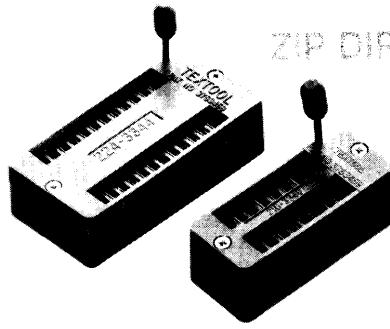




## ZIP DIP II Sockets



TEXTTOOL's versatile ZIP DIP II socket features an enlarged entry for use with an even wider range of devices and a flat top plate for easier entry and extraction. Contacts are on even .100" spacing (.300-.400-.600") for more convenient mounting on standard hardware.

A built-in "stop" insures that the ZIP DIP II handle can't be easily overstressed during use. Top mounted assembly screws facilitate the replacement of damaged or worn internal parts. Both hardware and plastic have been strengthened for increased reliability, and screw mounting of the socket to the ZIP DIP II receptacle makes possible a more positive locking system.

# Textool® ZIP Sockets

This series of ZIP sockets has been designed by TEXTTOOL to virtually eliminate the mechanical rejects caused by the previous (and now antiquated) method of plug-in hand testing.

The sockets utilize the utmost simplicity in their mechanical action. They feature a thoughtful system of ramps and bevels to guide the device leads into the contacts. With a flip of a locking lever, the socket is ready to operate with exceptionally good electrical contact. Flip the lever again and the device may be extracted with zero pressure being exerted on the device leads.

This brochure contains only standard "off the shelf" ZIP sockets from TEXTTOOL. In addition, TEXTTOOL manufactures a complete line of other sockets/carriers for production; reliability and environmental testing; breadboarding; aging; burn-in; and OEM equipment applications.

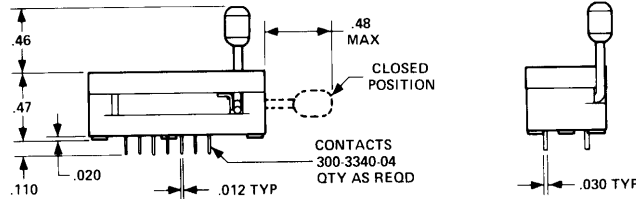
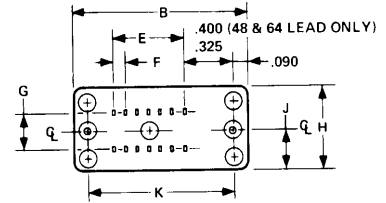
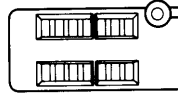
As a leader in the test socket/carrier field, TEXTTOOL has for years spent a great deal of effort in the custom application area (developing special sockets to meet specific applications). We have manufactured units ranging from tiny beam lead carriers to a 3000 position zero insertion test socket. Whatever your requirement, our experience from being totally involved in the test area best qualifies TEXTTOOL to supply you with a socket tailored to meet your exact needs.

For detailed technical information on products for standard or custom applications, contact your nearest TEXTTOOL sales representative or the factory direct.

Socket material.....


Polysulfone (150°C)  
Torton (200°C)  
Contact material.....  
BeCu < 200°C  
BeNi > 200°C  
Plating..... as required  
Maximum lead diameter..... varies with product  
Contact resistance..... ≈ .010 ohms  
Voltage breakdown..... 2000 volts  
Operating life... 25,000 to 50,000 insertions  
Insertion/extraction pressure..... 0

TOLERANCE  
XXX ± .005  
XX ± .010



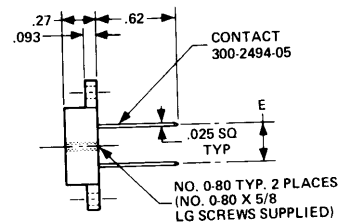
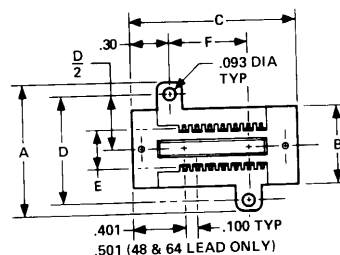
PART NUMBER	LDS	LDS CTRS ACCEPTED	DIMENSIONS						
			B	E	F	G	H	J	K
214-3339-00-0602	14	.17 - .43	1.30	.604	.1005	.300	.603	.302	1.115
216-3340-00-0602	16	.17 - .43	1.39	.705	.1005	.300	.602	.301	1.218
218-3341-00-0602	18	.17 - .43	1.49	.805	.1005	.300	.598	.299	1.317
220-3342-00-0602	20	.17 - .43	1.59	.905	.1005	.300	.603	.301	1.419
222-3343-00-0602	22	.27 - .53	1.69	1.007	.1005	.400	.703	.352	1.519
224-3344-00-0602	24	.47 - .73	1.79	1.107	.1005	.600	.907	.454	1.610
224-5248-00-0602	24	.17 - .43	1.79	1.107	.1005	.300	.602	.301	1.610
228-3345-00-0602	28	.47 - .73	1.99	1.307	.1005	.600	.905	.452	1.811
228-4817-00-0602	28	.27 - .53	1.99	1.300	.1005	.400	.698	.349	1.811
240-3346-00-0602	40	.47 - .73	2.60	1.913	.1005	.600	.898	.449	2.421
242-4262-00-0602	42	.47 - .73	2.68	2.002	.1005	.600	.896	.448	2.503
248-4775-00-0602	48	.47 - .73	3.15	2.300	.1005	.600	.900	.450	2.930
264-4493-00-0602	64	.77 - 1.03	3.95	3.100	.1005	.900	1.300	.650	3.730

## ZIP DIP II Receptacles



The low cost ZIP DIP II receptacle series is designed to mate with TEXTTOOL's series of ZIP DIP II sockets.

The receptacle virtually eliminates mechanical rejects, is a disposable plug-in unit requiring no soldering, and has a typical life of 25,000-50,000 insertions. It is ideal for high volume hand testing and, since replacement time is eliminated, a test station can process literally millions of devices before it must be replaced.



PART NUMBER	DIMENSIONS					
	A	B	C	D	E	F
214-3592-00-0602	1.000	.600	1.283	.820	.300	.600
216-3593-00-0602	.960	.560	1.375	.773	.300	.700
218-3594-00-0602	.950	.550	1.486	.770	.300	.804
220-3595-00-0602	1.000	.600	1.583	.820	.300	.900
222-3596-00-0602	1.060	.650	1.687	.875	.300	1.005
224-3597-00-0602	1.265	.860	1.772	1.080	.603	1.100
224-5249-00-0602	.960	.560	1.772	.773	.300	1.100
228-3598-00-0602	1.260	.860	1.983	1.085	.600	1.300
228-4818-00-0602	1.065	.662	1.988	.887	.400	1.301
240-3599-00-0602	1.270	.865	2.583	1.085	.606	1.900
242-4282-00-0602	1.250	.860	2.686	1.070	.604	2.000
248-5195-00-0602	1.250	.860	3.150	1.070	.600	2.500
264-5119-00-0602	1.700	1.300	3.950	1.520	.900	3.243

TOLERANCE  
XXX ± .005  
XX ± .010