



SUPER ULTRA

Wideband Amplifier

ZVA-183-S+ ZVA-183X-S+

50Ω 700 MHz to 18 GHz

BIG DEAL

- Super ultra-wideband, 700 MHz to 18 GHz
- High output IP3, +33 dBm typ.
- Rugged, compact case (including mounting bracket)
- Unconditionally stable
- Good matching at input and output
- Withstands open/short load at 1dB compression point output power
- Very good isolation, 75 dB typ.



Generic photo used for illustration purposes only

Model No.	ZVA-183-S+	ZVA-183X-S+ ▲
Case Style	AV1280	
Connectors	SMA	

+RoHS Compliant

The +Suffix identifies RoHS Compliance. See our web site for RoHS Compliance methodologies and qualifications

APPLICATIONS

- Radar
- Very wideband test instrumentation
- Lab use
- Wideband isolation, directivity 50 dB typ.

ELECTRICAL SPECIFICATIONS AT 25°C

Parameter	Condition (MHz)	ZVA-183+ ZVA-183X+▲			Units
		Min.	Typ.	Max.	
Frequency Range		700	—	18000	MHz
Gain	700 - 18000	24	26	—	dB
Gain Flatness	700 - 18000	—	±1.0	—	dB
Output Power at 1dB compression	700 - 18000	21	24	—	dBm
Noise Figure	700 - 18000	—	3.0	5.5	dB
Output third order intercept point	700 - 18000	—	+33	—	dBm
Input VSWR	700 - 18000	—	1.35	—	:1
Output VSWR	700 - 18000	—	1.25	—	:1
DC Supply Voltage		—	12*	—	V
Supply Current		—	—	400	mA

*Recommended Operating Voltage.

▲ Heat sink not included. Alternative heat sinking and heat removal must be provided by the user to limit maximum base-plate temperature to 85°C, in order to ensure proper performance. For reference, this requires thermal resistance of user's external heat sink to be 4°C/W max.

MAXIMUM RATINGS

Parameter	Rated	Conditions
Operating Temperature	ZVA-183+	-55°C to 65°C ambient
	ZVA-183X+	-55°C to 85°C base plate temp.
Storage Temperature		-65°C to 150°C
DC Voltage		15V
CW Input RF Power (no damage)		+4 dBm

Permanent damage may occur if any of these limits are exceeded.

REV. H
ECO-011916
ZVA-183-S+
BC/CP/AM
220215



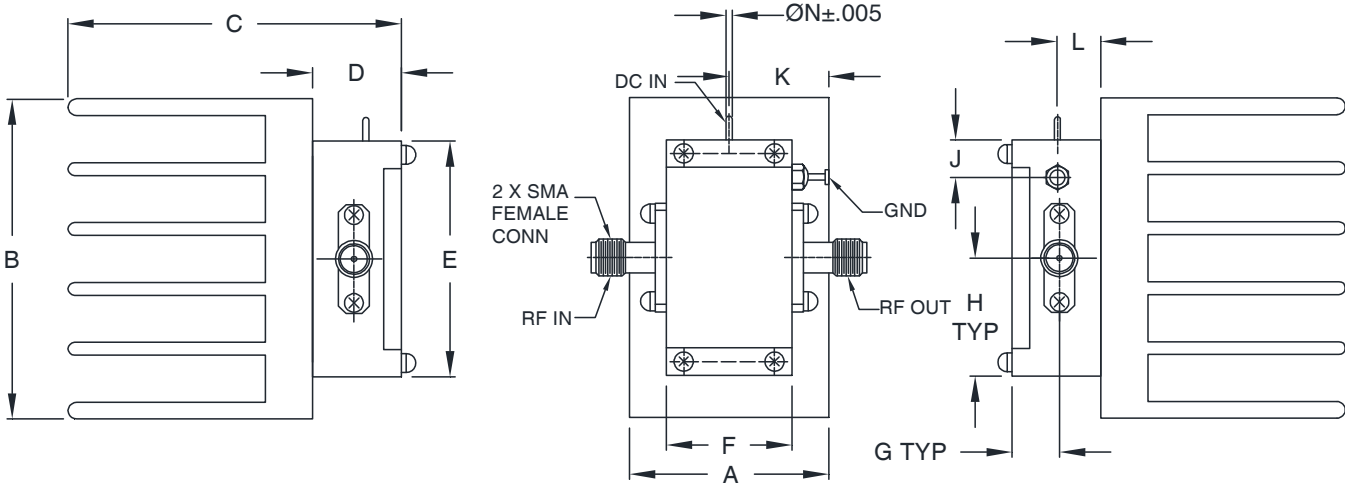


SUPER ULTRA

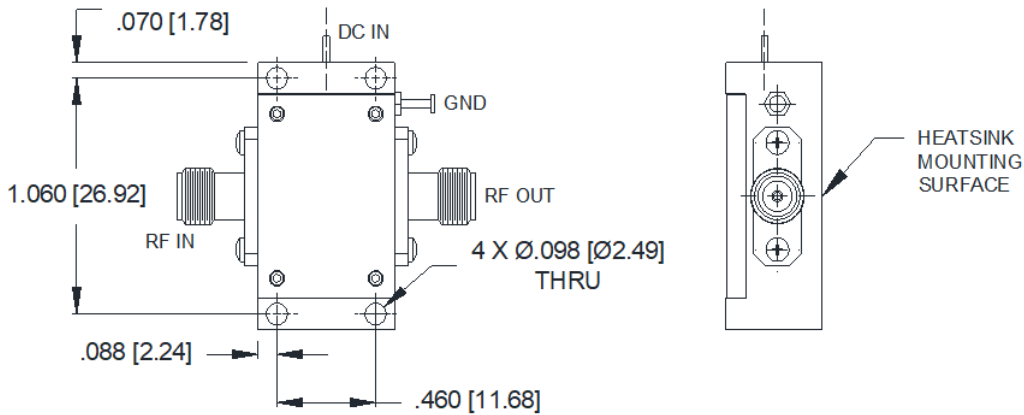
Wideband Amplifier

ZVA-183-S+ ZVA-183X-S+

OUTLINE DRAWING FOR MODELS WITH HEATSINK



OUTLINE DRAWING FOR MODELS WITHOUT HEATSINK



OUTLINE DIMENSIONS (MM/INCH)

A	B	C	D	E	F	G	H	J	K	L	M	N	wt
1.01	1.63	1.74	.45	1.20	.64	.24	.60	.19	.32	.22	-	.03	grams*
25.65	41.40	44.20	11.43	30.48	16.26	6.10	15.24	4.83	8.13	5.59	-	0.76	58

*17 grams without heatsink





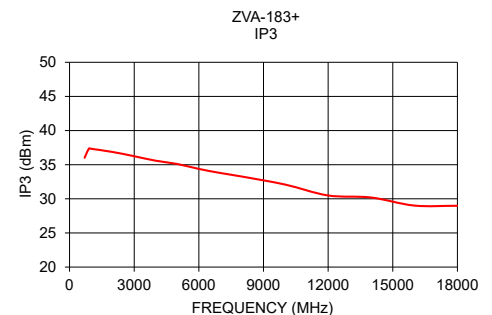
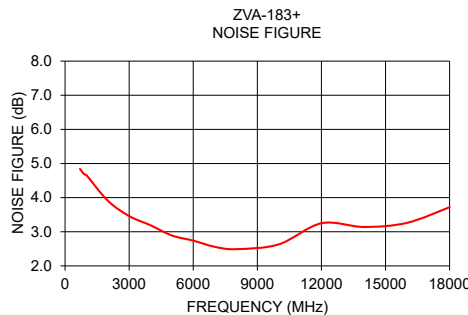
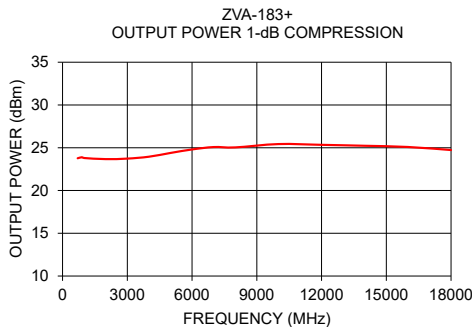
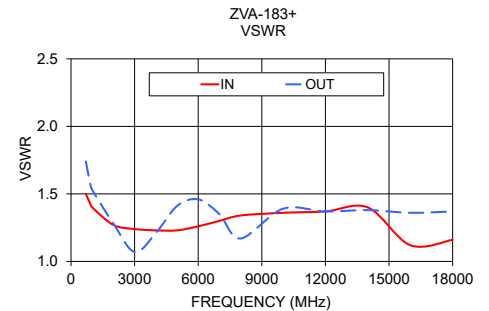
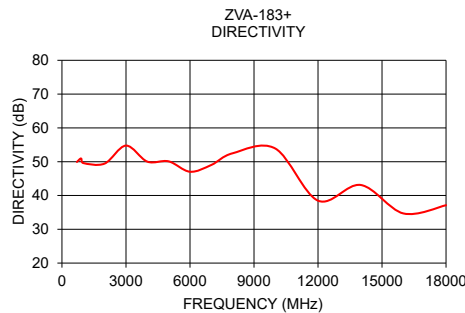
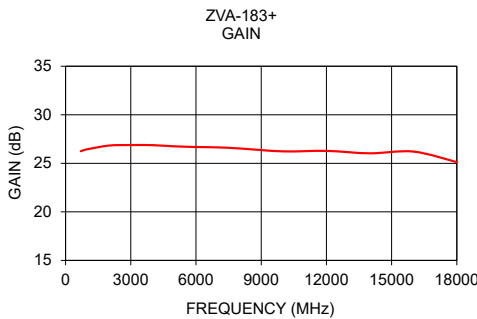
SUPER ULTRA

Wideband Amplifier

ZVA-183-S+ ZVA-183X-S+

TYPICAL PERFORMANCE DATA/CURVES

Frequency (Mhz)	Gain (dB)	Directivity (dB)	VSWR (:1)		Noise Figure (dB)	POUT at 1 dB COMPR. (dBm)	Frequency (Mhz)	IP3 (dBm)
	12V	12V	IN	OUT	12V			
700	26.25	49.93	1.50	1.74	4.84	23.77	700	36.01
900	26.40	50.96	1.43	1.58	4.68	23.80	900	37.38
1000	26.45	49.60	1.40	1.53	4.66	23.67	1000	37.33
2000	26.83	49.44	1.27	1.28	3.91	23.95	2000	36.86
3000	26.88	54.76	1.24	1.07	3.46	24.39	3000	36.24
4000	26.87	50.02	1.23	1.21	3.19	24.80	4000	35.58
5000	26.75	50.10	1.23	1.41	2.89	25.08	5000	35.10
6000	26.68	47.03	1.26	1.46	2.74	25.04	6000	34.38
7000	26.64	49.03	1.30	1.35	2.56	25.43	7000	33.78
8000	26.53	52.49	1.34	1.17	2.49	25.34	8000	33.26
10000	26.23	53.89	1.36	1.39	2.63	25.09	10000	32.09
12000	26.28	38.47	1.37	1.37	3.25	24.14	12000	30.49
14000	26.03	43.11	1.40	1.38	3.14	23.21	14000	30.19
16000	26.21	34.69	1.12	1.36	3.26	23.06	16000	29.01
18000	25.12	37.12	1.16	1.37	3.72	21.65	18000	28.98



NOTES

- A. Performance and quality attributes and conditions not expressly stated in this specification document are intended to be excluded and do not form a part of this specification document.
- B. Electrical specifications and performance data contained in this specification document are based on Mini-Circuit's applicable established test performance criteria and measurement instructions.
- C. The parts covered by this specification document are subject to Mini-Circuits standard limited warranty and terms and conditions (collectively, "Standard Terms"); Purchasers of this part are entitled to the rights and benefits contained there in. For a full statement of the standard. Terms and the exclusive rights and remedies thereunder, please visit Mini-Circuits' website at www.minicircuits.com/MCLStore/terms.jsp

