

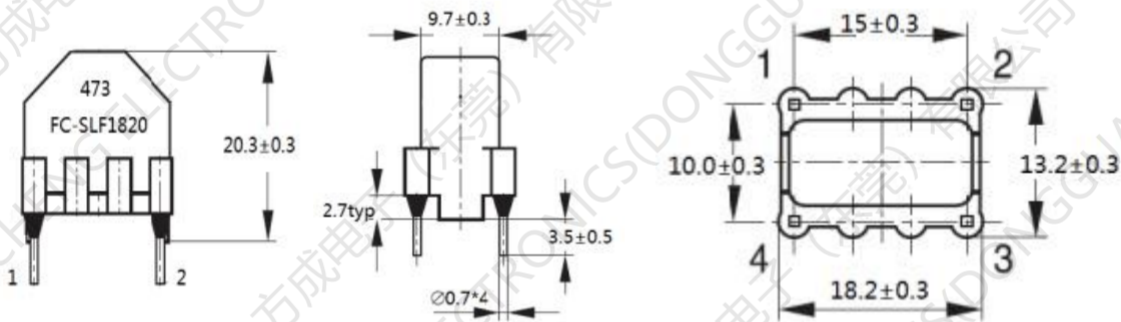
Common Mode Power Line Choke

FC-SLF1820 –Series

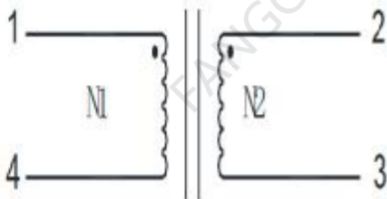
- Easy assembling due to 4 pin housing
- Toroidal core choke with sector winding
- High interference suppression for common mode
- Operating temperature: -40 °C bis 125 °C
- Flammability corresponding to UL 94 V-0
- Compact and small size 4 soldering pins for perfect mechanical decoupling
- interferences in low and middle frequency ranges Low stray field



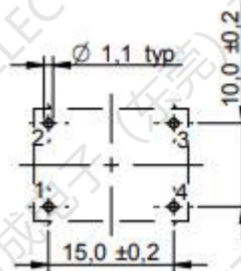
1. Dimensions:mm



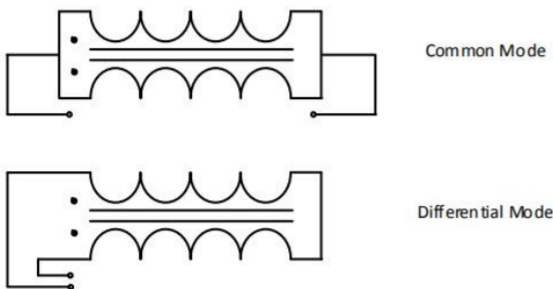
2.Schematic:



3.LAYOUT RECOMMENDATION



4. Test Setup:



FC-SLF1820 -Series Common Mode Power Line Choke

5. ELECTRIC CHARACTERICS

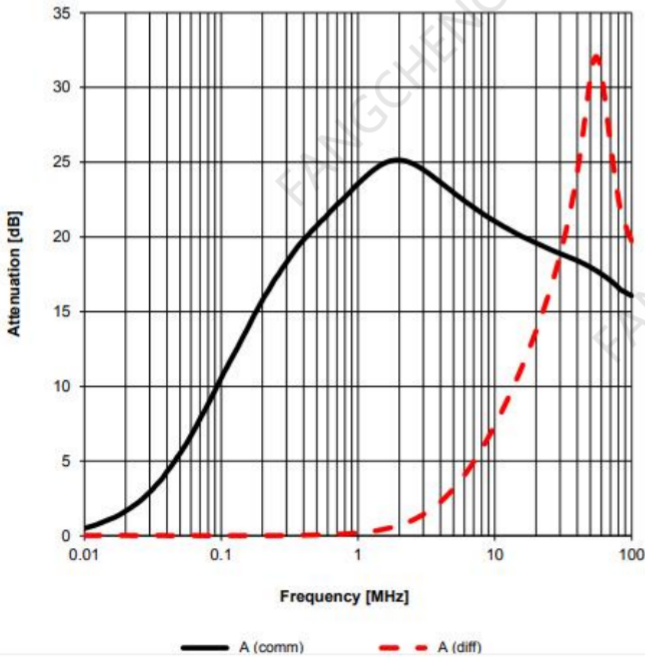
Part Number	Inductance L:mH±30%	Current Rating (A)	RDC (Ω) @ 20°C	Rated voltage(V)	Insulation test voltage(V)
FC-SLF1820-401	0.4	3.6	0.02	250V	1500V
FC-SLF1820-102	1.0	2.0	0.06		
FC-SLF1820-302	3.3	1.5	0.15		
FC-SLF1820-682	6.8	1.0	0.30		
FC-SLF1820-103	10	0.7	0.55		
FC-SLF1820-183	18	0.5	0.75		
FC-SLF1820-273	27	0.4	1.20		
FC-SLF1820-393	39	0.4	1.70		
FC-SLF1820-473	47	0.3	2.60		

Electrical Specifications @ 25°C — Operating Temperature -40°C to +125°C .

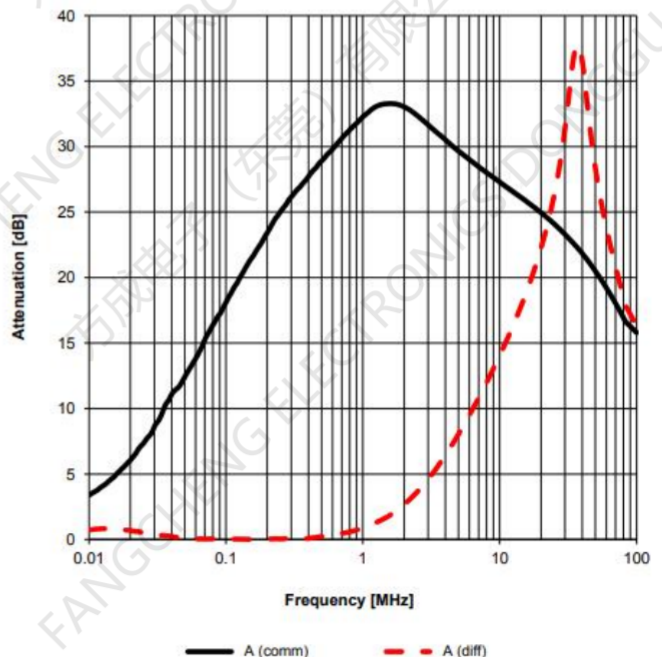
Test equipment: Inductance(HP-4274A 10KHZ/0.1V)

6.IMPEDANCE VS . FREQUENCY :

1. FC-SLF1820-401



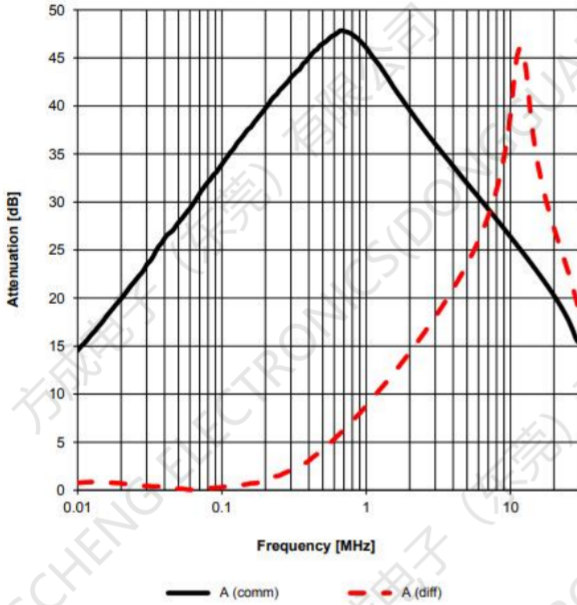
2. FC-SLF1820-102



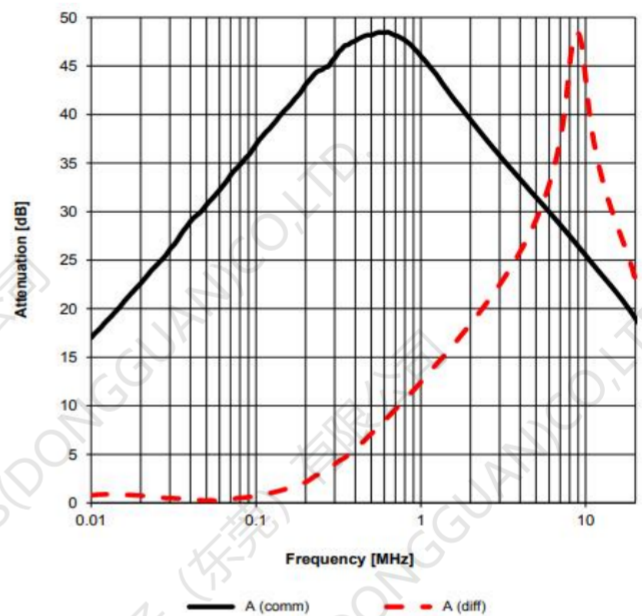
FC-SLF1820 –Series -Common Mode Line Filter

7.IMPEDANCE VS . FREQUENCY :

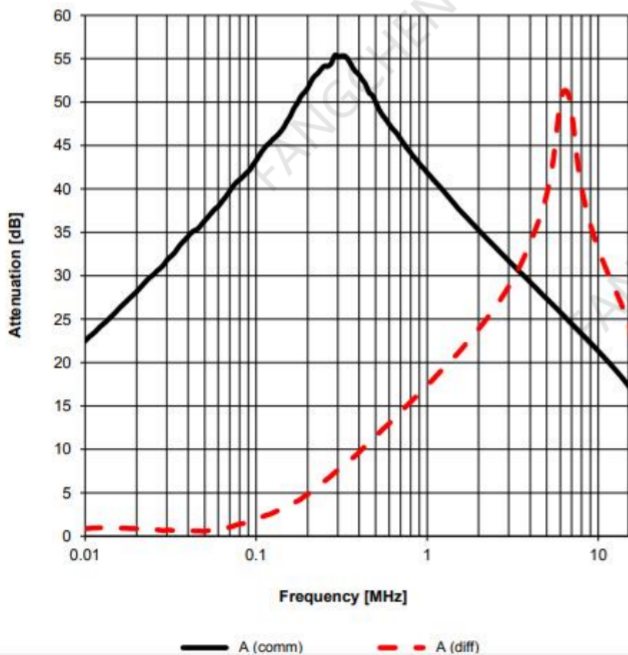
3. FC-SLF1820-682



4. FC-SLF1820-103



5. FC-SLF1820-183



6. FC-SLF1820-473

