

ANT-5GLFPC1-UFL-100

✓ ACTIVE

TE Internal #: L9000126-01

Flexible PCB (FPC) Antenna, Multi Band, 5G / Cellular / LTE, Internal /Embedded Mount, Adhesive, MHF1 / U.FL / UMCC, Omnidirectional, Single Port

[View on TE.com >](#)



Antennas



Wireless Application: 5G, Cat-M/NB-IoT, Cellular, LTE

Mounting Location: Internal/Embedded

Mounting Type: Adhesive

Frequency Category: 698 – 4200

Antenna Type: Flexible PCB (FPC)

Features

Product Type Features

Antenna Termination	MHF, MHF1, U.FL, UMCC
Antenna Product Type	Antenna

Configuration Features

Antenna Style	Patch
Mounting Location	Internal/Embedded
Antenna Type	Flexible PCB (FPC)
Band Type	Multi Band
Port Configuration	Single Port

Electrical Characteristics

VSWR (Max)	<6.8:1
Impedance	50 Ω

Signal Characteristics

Frequency Band	698 – 803 MHz
Frequency Category	698 – 4200
Peak Gain	3 < 6 dBi

Body Features

Product Weight	.6 g[.02116 oz]
----------------	-----------------



Mechanical Attachment

Polarization	Linear
Mounting Type	Adhesive

Dimensions

Cable Length	.1 m[.33 ft]
Product Width	15 mm[.59 in]
Product Length	39 mm[1.54 in]
Product Height	.2 mm[.01 in]

Operation/Application

Directionality	Omnidirectional
----------------	-----------------

Industry Standards

Wireless Application	5G, Cat-M/NB-IoT, Cellular, LTE
Primary Application	5G, Cellular, LTE

Product Compliance

For compliance documentation, visit the product page on TE.com>

EU RoHS Directive 2011/65/EU	Compliant with Exemptions
EU ELV Directive 2000/53/EC	Not Yet Reviewed
China RoHS 2 Directive MIIT Order No 32, 2016	Restricted Materials Above Threshold
EU REACH Regulation (EC) No. 1907/2006	Current ECHA Candidate List: JUNE 2024 (241) Candidate List Declared Against: JUNE 2024 (241) SVHC > Threshold: Pb (1.34% in Component Part) Article Safe Usage Statements: Do not eat, drink or smoke when using this product. Wash thoroughly after handling. Recycle if possible and dispose of the article by following all applicable governmental regulations relevant to your geographic location.
Halogen Content	Low Halogen - Br, Cl, F, I < 900 ppm per homogenous material. Also BFR/CFR/PVC Free
Solder Process Capability	Not reviewed for solder process capability

Product Compliance Disclaimer

This information is provided based on reasonable inquiry of our suppliers and represents our current actual knowledge based on the information they provided. This information is subject to change. The part numbers that TE has identified as EU RoHS compliant have a maximum concentration of 0.1% by weight in homogenous materials for lead, hexavalent chromium, mercury, PBB, PBDE, DBP, BBP, DEHP, DIBP, and 0.01% for cadmium, or qualify for an exemption to these limits as defined in the Annexes of Directive 2011/65/EU (RoHS2). Finished electrical and electronic equipment products will be CE marked as required by Directive 2011/65/EU. Components may not be CE marked. Additionally, the part



numbers that TE has identified as EU ELV compliant have a maximum concentration of 0.1% by weight in homogenous materials for lead, hexavalent chromium, and mercury, and 0.01% for cadmium, or qualify for an exemption to these limits as defined in the Annexes of Directive 2000/53/EC (ELV). Regarding the REACH Regulations, TE's information on SVHC in articles for this part number is still based on the European Chemical Agency (ECHA) 'Guidance on requirements for substances in articles'(Version: 2, April 2011), applying the 0.1% weight on weight concentration threshold at the finished product level. TE is aware of the European Court of Justice ruling of September 10th, 2015 also known as O5A (Once An Article Always An Article) stating that, in case of 'complex object', the threshold for a SVHC must be applied to both the product as a whole and simultaneously to each of the articles forming part of its composition. TE has evaluated this ruling based on the new ECHA "Guidance on requirements for substances in articles" (June 2017, version 4.0) and will be updating its statements accordingly.

Compatible Parts



TE Part # CONMHF1-SMD-G-T
U.FL/MHF1 Jack 50 Ohm PCB Surface Mount



TE Part # CONMHF1-SMD-T
U.FL/MHF1 Jack 50 Ohm PCB Surface Mount




TE Part # CONUFL001-SMD
Conn UFL MHF Straight PCB Mount Jack




TE Part # CONUFL001-SMD-T
U.FL/MHF1 Jack 50 Ohm PCB Surface Mount


Customers Also Bought




TE Part #1-1437565-9
FSM1LPTR=NEW P/N




TE Part #1-770968-1
04P MINI UMNL R/A HDR ASSY LF




TE Part #2834090-1
5.08MM SIDE ENTRY MSC 2P_GY




TE Part #1-968946-1
TAB 2.8x0.8 CONTACT CF SRC Sn




TE Part #L9000127-01
Antenna Adh 5G Cell 1.13 100 UFL




TE Part #ANT-B20-CW-QW-SMA
Antenna 1/4 Wave Whip LTE B20 SMA



TE Part #ANT-LPC-FPC-100
Antenna Vert 5G LTE FPC 100



TE Part #LICAL-DEC-MS001
DECODER MS IC CHIP RC PROTOCOL T&R



TE Part #OTX-433-HH-KF5-MS
Remote MS 433MHz OOK AM 5BtN KF TX EU



Documents

Product Drawings

Antenna Adh LPWA 698-960MHz 1.13 100 UFL

English

CAD Files

Customer View Model

ENG_CVM_CVM_L9000126-01_A.3d_igs.zip

English

3D PDF

3D

Customer View Model

ENG_CVM_CVM_L9000126-01_A.2d_dxf.zip

English

Customer View Model

ENG_CVM_CVM_L9000126-01_A.3d_stp.zip

English

By downloading the CAD file I accept and agree to the [Terms and Conditions](#) of use.

Datasheets & Catalog Pages

Flexible Embedded Sub-6 Cellular LTE/5G Antenna

English