



Terminals & Splices > Quick Disconnects



Quick Disconnect Terminal Type: **Receptacle**

Wire Size: 1 – 2.5 mm²

Mating Tab Width: 6.35 mm [.25 in]

Mating Tab Thickness: .81 mm [.032 in]

Features

Product Type Features

Insertion Force	Normal
-----------------	--------

Configuration Features

Connection Capacity	Single
Compatible With Wire & Cable Type	Discrete Wire

Electrical Characteristics

Voltage Rating	250 V
----------------	-------

Contact Features

Quick Disconnect Terminal Type	Receptacle
Mating Tab Width	6.35 mm [.25 in]
Mating Tab Thickness	.81 mm [.032 in]
Terminal Orientation	Flag
Contact Base Material	Brass
Terminal Plating Material	Tin
Crimp Type	F-Crimp



Barrel Type	Open
-------------	------

Termination Features

Product Terminates To	Wire & Cable
-----------------------	--------------

Mechanical Attachment

Wire Insulation Support	With
-------------------------	------

Mating Retention Type	Dimple
-----------------------	--------

Dimensions

Terminal Material Thickness	.41 mm[.016 in]
-----------------------------	-----------------

Product Length	14.2 mm[.559 in]
----------------	------------------

Compatible Insulation Diameter Range	2.5 – 3.81 mm[.098 – .15 in]
--------------------------------------	------------------------------

Wire Size	1 – 2.5 mm ²
-----------	-------------------------

Usage Conditions

Insulation Option	Uninsulated
-------------------	-------------

Operating Temperature Range	-40 – 110 °C[-40 – 230 °F]
-----------------------------	----------------------------

Industry Standards

Compatible With Agency/Standards Products	UL
---	----

UL Flammability Rating	UL 94V-2
------------------------	----------

Packaging Features

Packaging Quantity	4000
--------------------	------

Packaging Method	Strip/Reel
------------------	------------

Other

Line	Premier
------	---------

Product Compliance

[For compliance documentation, visit the product page on TE.com>](#)

EU RoHS Directive 2011/65/EU	Compliant
------------------------------	-----------

EU ELV Directive 2000/53/EC	Compliant
-----------------------------	-----------

China RoHS 2 Directive MIIT Order No 32, 2016	No Restricted Materials Above Threshold
---	---

EU REACH Regulation (EC) No. 1907/2006	Current ECHA Candidate List: JUNE 2024 (241) Candidate List Declared Against: JUNE 2024 (241) Does not contain REACH SVHC
--	---

Halogen Content

Low Halogen - Br, Cl, F, I < 900 ppm per homogenous material. Also BFR/CFR/PVC Free

Solder Process Capability

Not applicable for solder process capability

Product Compliance Disclaimer

This information is provided based on reasonable inquiry of our suppliers and represents our current actual knowledge based on the information they provided. This information is subject to change. The part numbers that TE has identified as EU RoHS compliant have a maximum concentration of 0.1% by weight in homogenous materials for lead, hexavalent chromium, mercury, PBB, PBDE, DBP, BBP, DEHP, DIBP, and 0.01% for cadmium, or qualify for an exemption to these limits as defined in the Annexes of Directive 2011/65/EU (RoHS2). Finished electrical and electronic equipment products will be CE marked as required by Directive 2011/65/EU. Components may not be CE marked. Additionally, the part numbers that TE has identified as EU ELV compliant have a maximum concentration of 0.1% by weight in homogenous materials for lead, hexavalent chromium, and mercury, and 0.01% for cadmium, or qualify for an exemption to these limits as defined in the Annexes of Directive 2000/53/EC (ELV). Regarding the REACH Regulation, the information TE provides on SVHC in articles for this part number is based on the latest European Chemicals Agency (ECHA) 'Guidance on requirements for substances in articles' posted at this URL: <https://echa.europa.eu/guidance-documents/guidance-on-reach>

Compatible Parts



TE Part # 1-100645-3
250 FASTON,REC.,14-17AWG, PHBZ



TE Part # 160862-8
FF FAH STECKH 8,0



TE Part # 180388-2
250 FASTON,REC.,20-16 AWG,TPBR



TE Part # 180397-2
250 FASTON,FLAG,REC.,17-14 AWG, TPBR



TE Part # 180397-1
250 FASTON,FLAG,REC.,17-14 AWG, BR



TE Part # 180388-5
250 FASTON,REC.,20-16 AWG,TPPB



TE Part # 180397-5
250 FASTON,FLAG,REC.,17-14 AWG, TPPB



TE Part # 1855631-1
HDM/FA SAPR.110F.180F LM CUT




TE Part # 1855631-2
HDM/FA SAPR.110F.180F BENCH K CUT



TE Part # 1855631-3
HDM/FA SAPR.110F.180F BENCH G CUT



TE Part # 2151008-2
OCEAN_2.0_APPLICATOR-S-110F180F-SSA




TE Part # 7-2151008-7
OCEAN_2.0_SPARE_PART_KIT-1110F180F

Also in the Series | **FASTON 250**



Compression Connectors(4)



Crimp Terminal Housings(132)




Insertion & Extraction Tools(6)



Magnet Wire Terminals(1)



PCB Terminals(134)

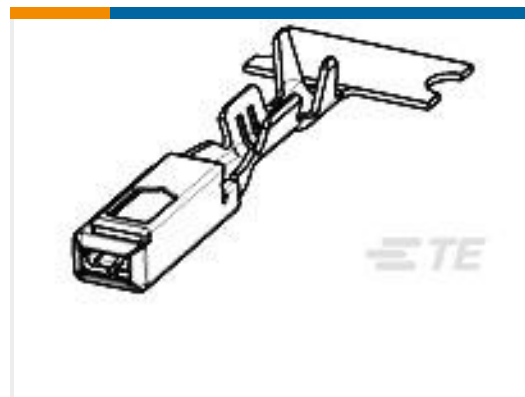


Quick Disconnects(426)



Splices(4)

Customers Also Bought



TE Part #5-1534116-2
MQS0,63 AU REC CB UNSEAL. 0,25-0,35 2P



TE Part #1355469-1
Timer Connector Housing



TE Part #1599052-1
FF 250 TAB 4.0-6.0 MM2 PTPPHBZ



TE Part #881339-2
SLEEVE FOR .250 SRS FASTON TAB



TE Part #626500-1
FUSE CONTACT



TE Part #E296612001
DSPL-NR1-X-STK



TE Part #7-1563888-1
MCON 1.2 LL REC SRC AU SHORT CIRCUIT

Documents

Product Drawings

[250 FASTON,FLAG,REC.,14-17AWG, LATON](#)

English

CAD Files

Customer View Model

[ENG_CVM_CVM_180464-2_AZ.2d_dxf.zip](#)

English

[3D PDF](#)



3D

Customer View Model

[ENG_CVM_CVM_180464-2_AZ.3d_igs.zip](#)

English

Customer View Model

[ENG_CVM_CVM_180464-2_AZ.3d_stp.zip](#)

English

By downloading the CAD file I accept and agree to the [Terms and Conditions](#) of use.

Datasheets & Catalog Pages

[1654742_HOUSEHOLD_APPLIANCES_RAST5](#)

English

Product Specifications

[FASTON & FASTIN-FASTON conn. .250 srs. flag rec. etc.](#)

[Application Specification](#)

Agency Approvals

[UL Report](#)

English