

# Miniature Fittings Series M



Applicable Tubing:  $\phi 2$  Connection Thread: M3, M5



Made to Order  
(Refer to page 147 for details.)

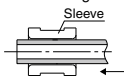
Applicable tubing O.D. x I.D.:  $\phi 2 \times \phi 1.2$   
Connection thread: M3 x 0.5 / M5 x 0.8  
One-touch fitting size:  $\phi 3.2 / \phi 4$



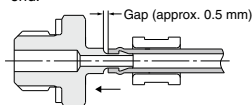
## Tubing Connection and Removal

### Connection of tubing

1. Cut the tubing perpendicularly allowing additional length.
2. Insert the tubing into the sleeve.



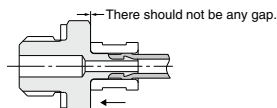
3. Insert the tubing slowly into the fittings. Make sure to secure a gap of approx. 0.5 mm between the tubing end and the barb end.



4. Insert the sleeve slowly. Make sure not to allow any gap between the sleeve end side and the body end side. (Please refer to the illustration below.)

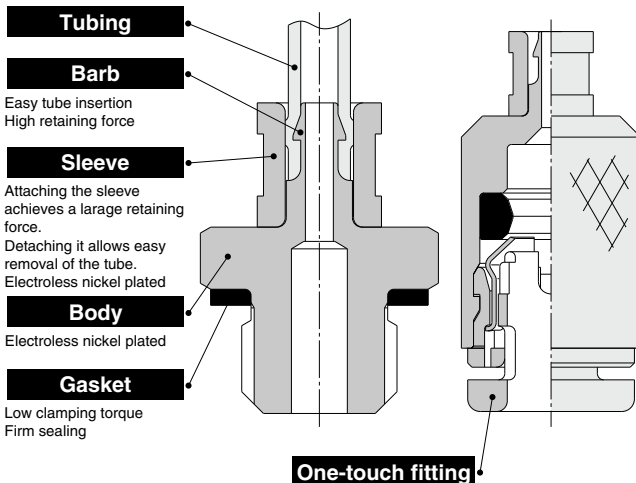
If you feel any strong resistance and cannot push the sleeve completely to the end side, this may be caused due to jamming. Remove and repeat again by starting from step 1 making sure to secure a gap in the step 3.

Note) When installing the tubing, the sleeve must be attached. Operation without attaching the sleeve may cause tubing disconnection.



### Removal of tubing

1. Withdraw the sleeve straight along the tubing. Use a tool such as long-nose pliers if it is difficult to pull out by hand.
2. Withdraw the tubing straight.
3. When reusing the tubing, cut off the previously installed portion of the tubing to avoid possible leakage and/or disconnection of the tubing.

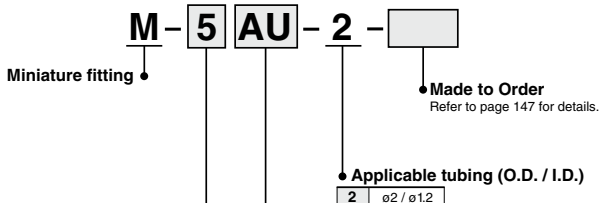


## Specifications

Applicable tubing material	Polyurethane
Applicable tubing (O.D. / I.D.)	$\phi 2 / \phi 1.2$
Fluid	Air, Water <sup>(1)</sup>
Max. operating pressure	1 MPa <sup>(2)</sup>
Ambient and fluid temperature	-5 to 60°C, Water: 0 to 40 (No freezing)
Port size	M3, M5, $\phi 3.2$ , $\phi 4$
Thread	JIS B0205 (Metric fine thread)

Note 1) The surge voltage pressure must be under the maximum operating pressure.  
Note 2) Apply the maximum operating pressure to the tube during the tube connection.

## How to Order



Port size

3	M3 x 0.5
5	M5 x 0.8
32	$\phi 3.2$
04	$\phi 4$

Model

AU	Barb fitting	M3, M5
ALU	Barb elbow	M3
ALHU		M5
F	Barb One-touch	$\phi 3.2$ , $\phi 4$
R	Plug-in reducer	

KQ2
KQB2
KS
KX
KM
KF
M
H/DL
L/LL
KC
KK
KK130
DM
KDM
KB
KR
KA
KQG2
KG
KFG2
MS
KKA
KP
LQ
MQR
T

# Series M

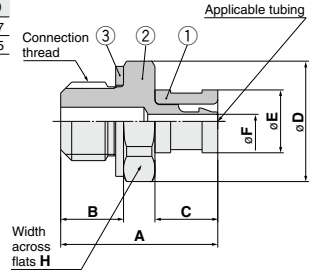
## Barb Fitting: M-3AU-2, M-5AU-2



Applicable tubing O.D. / I.D. (mm)	Connection thread	Model	H	A	B	C	D	E	F	Weight (g)
ø2 / ø1.2	M3 x 0.5	M-3AU-2	4.5	9	3	4	5	4	0.9	0.7
	M5 x 0.8	M-5AU-2	7	10	4	4	7.7	4	0.9	1.5

### Component Parts

No.	Description	Material	Note
1	Sleeve	C3604	Electroless nickel plated
2	Barb fitting	C3604	Electroless nickel plated
3	Gasket	NBR, Stainless steel 304	—



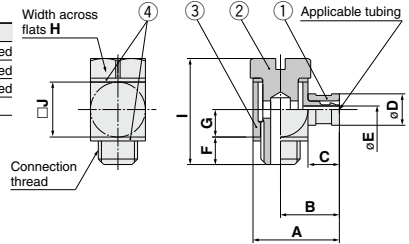
## Barb Elbow: M-3ALU-2, M-5ALHU-2



Applicable tubing O.D. / I.D. (mm)	Connection thread	Model	H	A	B	C	D	E	F	G	I	J	Weight (g)
ø2 / ø1.2	M3 x 0.5	M-3ALU-2	5	9	6.5	4	4	0.9	2.5	2.5	9.4	5	1.6
	M5 x 0.8	M-5ALHU-2	7	11	7.5	4	4	0.9	3.5	3.5	13.5	7	3.5

### Component Parts

No.	Description	Material	Note
1	Sleeve	C3604	Electroless nickel plated
2	Stud	C3604	Electroless nickel plated
3	Barb elbow	C3604	Electroless nickel plated
4	Gasket	NBR, Stainless steel 304	—



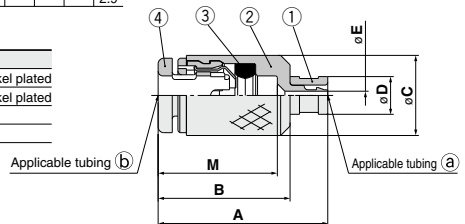
## Barb One-touch: M-32F-2, M-04F-2



Applicable tubing (mm)		Model	A	B	C	D	E	M	Weight (g)
a (O.D. / I.D.)	b (O.D.)								
ø2 / ø1.2	ø3.2	M-32F-2	17.7	13.7	7.5	4	0.9	12.7	2.4
	ø4	M-04F-2	18	14	8.5	4	0.9	12.7	2.9

### Component Parts

No.	Description	Material	Note
1	Sleeve	C3604	Electroless nickel plated
2	Body	C3604	Electroless nickel plated
3	Seal	NBR	—
4	Cassette	POM, Stainless steel 304	—



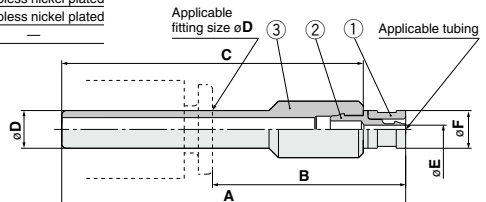
## Plug-in Reducer: M-32R-2, M-04R-2

Applicable tubing O.D. / I.D. (mm)	Fitting size øD	Model	A	B <sup>(1)</sup>	B <sup>(2)</sup>	C	E	F	Weight (g)
ø2 / ø1.2	ø3.2	M-32R-2	36	23.3	20.5	31.5	0.9	4	0.7
	ø4	M-04R-2	36.5	23.8	20.5	32	0.9	4	0.8

Note 1) Dimensions when connected to the M5 and M6 connection threads for Series KJ and Series KQ.  
 Note 2) Dimensions when connected to Series KQ.

### Component Parts

No.	Description	Material	Note
1	Sleeve	C3604	Electroless nickel plated
2	Studded body	C3604	Electroless nickel plated
3	Stem	PP	—





## 1 Gasket Material Modification

Symbol	Specifications	
<b>X226</b>	Gasket material: Stainless steel 304, FKM	
	Applicable thread	Gasket part no.
	M3	M3G-DPH00489
<b>X112</b>	Gasket material: Stainless steel 316, Special FKM	
	Applicable thread	Gasket part no.
	M5	M-5G3

## Spare Parts

Description	Part no.	Applicable thread	Material
Gasket	IN-233-706	M3	Stainless steel 304, NBR
	M-5G2	M5	Stainless steel 304, NBR
	M-5G3		Stainless steel 316, Special FKM
Sleeve	M-5-2-P02	—	C3604 (With electroless nickel plated)

## Specific Product Precautions

**Be sure to read before handling.**  
**Refer to front matter 56 for Safety Instructions and pages 13 to 16 for Fittings and Tubing Precautions.**

### Caution

- Tightening of M3/M5 Threads
  - Tighten a barb fitting by hand, and give it an additional 1/6 turn with a wrench.
  - Tighten a barb elbow by hand, and give it an additional 1/3 turn with a wrench.

**KQ2**

**KQB2**

**KS  
KX**

**KM**

**KF**

**M**

**H/DL  
L/LL**

**KC**

**KK**

**KK130**

**DM**

**KDM**

**KB**

**KR**

**KA**

**KQG2**

**KG**

**KFG2**

**MS**

**KKA**

**KP**

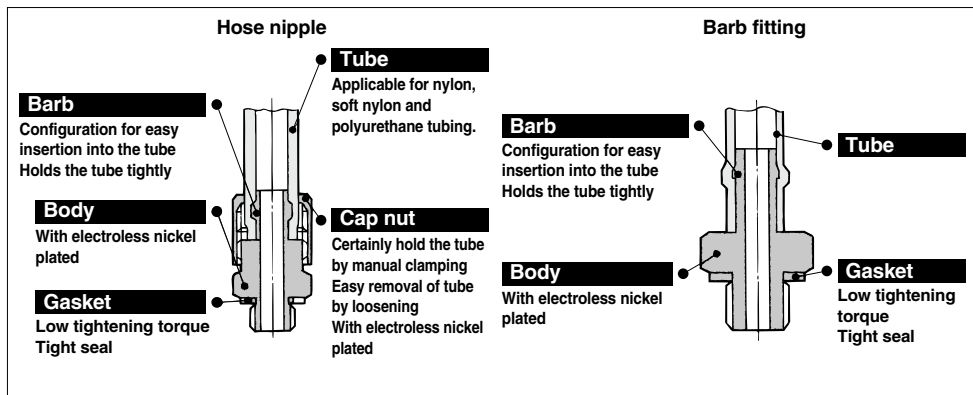
**LQ**

**MQR**

**T**

# Miniature Fittings Series M

Applicable Tubing:  $\varnothing 3.2, \varnothing 4, \varnothing 6$  Connection Thread: M3, M5, R  $\frac{1}{8}$



## Compact piping space

Hose nipple tubing connection/disconnection is simple while keeping a large retaining force.

## Line up various styles

For air connection in confined areas.

## Accepts many styles of plastic tubing

Hose nipple and hose elbow accepts nylon, soft nylon, and polyurethane tubing.



**Made to Order**

(Refer to page 154 for details.)

## Specifications

Applicable tubing material	Nylon	Soft nylon <sup>(1)</sup>	Polyurethane	Super PFA <sup>(2)</sup>	FEP <sup>(3)</sup>	Modified PTFE <sup>(4)</sup>
Applicable tubing O.D. / I.D.	M3	—	$\varnothing 4/\varnothing 2.5$	—	—	—
	M5, R $\frac{1}{8}$	$\varnothing 4/\varnothing 2.5$ $\varnothing 6/\varnothing 4$	$\varnothing 3.18/\varnothing 2.18$ $\varnothing 4/\varnothing 2.5$ $\varnothing 6/\varnothing 4$	$\varnothing 3.18/\varnothing 2$ $\varnothing 4/\varnothing 2.5$ $\varnothing 6/\varnothing 4$	$\varnothing 6/\varnothing 4$	$\varnothing 4/\varnothing 2.5$ $\varnothing 6/\varnothing 4$
Fluid	Air, Water <sup>(5)</sup>					
Max. operating pressure (at 20°C)	1.5 MPa	1 MPa	0.8 MPa	1 MPa	1.5 MPa	1.4 MPa
Ambient and fluid temperature	-5 to 60°C, Water: 0 to 40°C (No freezing)					
Connection size	M3, M5, R $\frac{1}{8}$			M5, R $\frac{1}{8}$		
Thread	JIS B0205, Class 2 (Metric fine thread) JIS B0203 (Taper thread for piping)					

Note 1) Soft nylon tubing is not compatible with water.

Note 2), Note 3), Note 4) Compatible only with hose nipple type.

Note 5) Barb fitting, barb elbow, barb elbow (H) are not compatible with water.

## Principal Parts Material

Material	Body	C3604BD (Nipple M-3N, M-5N: Stainless steel 303)
	Gasket	Nylon 66: GF30%, Stainless steel 304: NBR (PVC for M3)

## Fitting Markings for Applicable Tubing Material (Barb fitting, Barb elbow, Barb elbow (H))









Tubing material determines the compatible fittings. (Refer to the table below.)






Connection	Tubing	Fitting marking for applicable tubing material		
		Barb fittings	Barb elbow	Barb elbow (H)
M3	Soft nylon tubing Polyurethane tubing		—	
R $\frac{1}{8}$ , M5	Nylon tubing			
	Soft nylon tubing Polyurethane tubing	Marking	Marking	Marking











\* Body of M-5E, M-5ER, M-5M is not surface-treated. Electroless nickel plate treated is available as option -X2.











**Series M3, R 1/8**

**Series M5**

Series	Model	Description	Application	Note
M3	M-3AU-3	Barb fitting for soft tube 	For soft nylon tubing For polyurethane tubing	ø3.18/2.18 x M3 ø3.18/2 x M3
	M-3AU-4		For soft nylon and polyurethane tubing	ø4/2.5 x M3
	M-3ALU-3	Barb elbow for soft tubing 	For soft nylon tubing Body rotates at 360° around the stud axis For polyurethane tubing	ø3.18/2.18 x M3 ø3.18/2 x M3
	M-3ALU-4		For soft nylon and polyurethane tubing	ø4/2.5 x M3
	M-3UL	Universal elbow 	Body rotates at 360° around the stud axis	M3 female x M3 male
	M-3UT	Universal tee 	Body rotates at 360° around the stud axis	M3 female x M3 female x M3 male
	M-3N	Nipple 	Fitting to workpiece and fitting to fitting connection	M3 male x M3 male
	M-3P	Plug 	Use to plug unused M3 port	

Series	Model	Description	Application	Note
R 1/8	M-01AN-4	Barb fitting for nylon tubing 	For nylon tubing	ø4/2.5 x R 1/8
	M-01AN-6			ø6/4 x R 1/8
	M-01AU-4	Barb fitting for soft tubing 	For soft nylon and polyurethane tubing	ø4/2.5 x R 1/8
	M-01AU-6			ø6/4 x R 1/8
	M-01H-4	Hose nipple 	For nylon, soft nylon and polyurethane tubing	ø4/2.5 x R 1/8
	M-01H-6			ø6/4 x R 1/8

Series	Model	Description	Application	Note
M5	M-5AN-4	Barb fitting for nylon tubing 	For nylon tubing	ø4/2.5 x M5
	M-5AN-6			ø6/4 x M5
	M-5AU-3	Barb fitting for soft tubing 	For soft nylon tubing For polyurethane tubing	ø3.18/2.18 x M5 ø3.18/2 x M5
	M-5AU-4		For soft nylon and polyurethane tubing	ø4/2.5 x M5
	M-5AU-6			ø6/4 x M5
	M-5ALN-4	Barb elbow for nylon tubing 	• For nylon • Body rotates at 360° around the stud axis	ø4/2.5 x M5 ø6/4 x M5
	M-5ALN-6			ø6/4 x M5
	M-5ALU-3	Barb elbow for soft tubing 	For soft nylon tubing Body rotates at 360° around the stud axis For polyurethane tubing	ø3.18/2.18 x M5 ø3.18/2 x M5
	M-5ALU-4		For soft nylon and polyurethane tubing	ø4/2.5 x M5
	M-5ALU-6			ø6/4 x M5
M5	M-5ALHN-4	Barb elbow (H) for nylon tubing 	Body rotates at 360° around the stud axis For nylon tubing	ø4/2.5 x M5 ø6/4 x M5
	M-5ALHN-6			ø6/4 x M5
	M-5ALHU-3	Barb elbow (H) for soft tubing 	Body rotates at 360° around the stud axis For polyurethane tubing For soft nylon and polyurethane tubing	ø3.18/2.18 x M5 ø3.18/2 x M5 ø4/2.5 x M5
	M-5ALHU-4			ø6/4 x M5
	M-5ALHU-6			ø6/4 x M5
	M-5H-4	Hose nipple 	For nylon, soft nylon and polyurethane tubing	ø4/2.5 x M5
	M-5H-6			ø6/4 x M5
	M-5HL-4	Hose elbow 	• For nylon, soft nylon and polyurethane tubing	ø4/2.5 x M5
	M-5HL-6		• Body rotates at 360° around the stud axis	ø6/4 x M5
	M-5HLH-4	Hose elbow (H) 		ø4/2.5 x M5
M-5HLH-6			ø6/4 x M5	
M-5L	Elbow 	One-sided 90° elbow	M5 female x M5 female	


Series	Model	Description	Application	Note
M5	M-5T	tee 	Both sides allow 90° connection	M5 female x M5 female x M5 female
	M-5UL	Universal elbow 	Body rotates at 360° around the stud axis	M5 female x M5 male
	M-5UT	Universal tee 	Body rotates at 360° around the stud axis	M5 female x M5 female x M5 male
	M-5J	Extension fitting 	Solid piece moves fitting up from workpiece	M5 male x M5 female
	M-5N	Nipple 	Fitting to workpiece and fitting to fitting connection	M5 male x M5 male
	M-5UN	Universal nipple 	Body rotates at 360° around the stud axis	M5 male x M5 male PAT.
	M-5E	Bulkhead union 	Panel-mount connection	M5 female x M5 female
	M-5ER	Bulkhead reducer 	Reduction from Rc 1/8 to M5 including panel or bracket mounting	Rc 1/8 x M5 female
	M-5M	Manifold 	For reducing Rc 1/8 female be diverted to up to 9, M5 stations, including panel or bracket mounting	Rc 1/8 x M5 female (9 stations)
	M-5B	Bushing 	For reducing R 1/8 female to M5.	R 1/8 x M5 female
M-5P	Plug 	Use to plug unused M5 port.		

- KQ2**
- KQB2**
- KS**
- KX**
- KM**
- KF**
- M**
- H/DL**
- L/LL**
- KC**
- KK**
- KK130**
- DM**
- KDM**
- KB**
- KR**
- KA**
- KQG2**
- KG**
- KFG2**
- MS**
- KKA**
- KP**
- LQ**
- MQR**
- T**

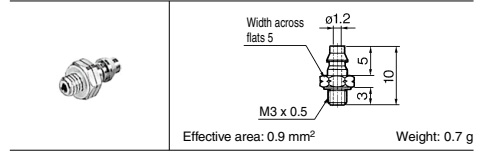
# Series M

## Series M3

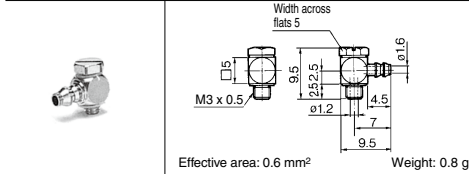
### Barb Fitting for Soft Tubing: M-3AU-3



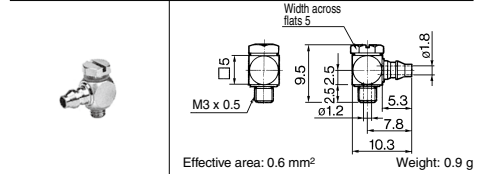
### Barb Fitting for Soft Tubing: M-3AU-4



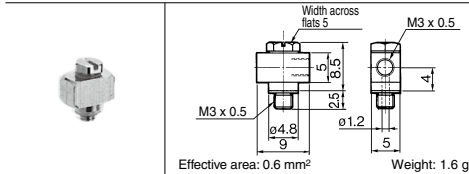
### Barb Elbow for Soft Tubing: M-3ALU-3



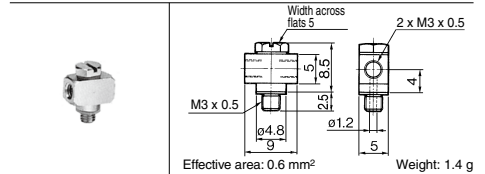
### Barb Elbow for Soft Tubing: M-3ALU-4



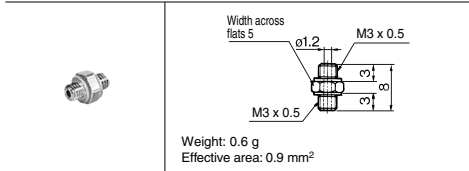
### Universal Elbow: M-3UL



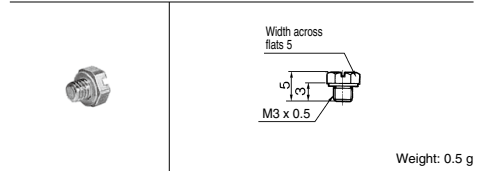
### Universal Tee: M-3UT



### Nipple: M-3N



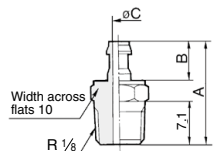
### Plug: M-3P



## Series R 1/8

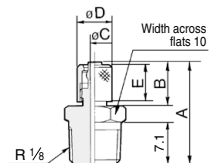
### Barb Fitting for Nylon Tubing, Soft Tubing: M-01A□-4/-6

Applicable tubing	Model	A	B	øC	Effective area (mm <sup>2</sup> )	Weight (g)
Nylon tubing	M-01AN-4	15.1	5	1.8	2.1	6.4
	M-01AN-6	17.1	7	2.5	4.0	6.6
Soft tubing	M-01AU-4	15.1	5	1.8	2.1	6.5
	M-01AU-6	17.1	7	2.5	4.0	6.7



### Hose Nipple: M-01H-4/-6

Model	A	B	øC	øD	E	Effective area (mm <sup>2</sup> )	Weight (g)
M-01H-4	18.6	8.5	1.8	6.5	7	2.1	7.1
M-01H-6	19.6	9.5	3	8.5	8	5.5	7.7

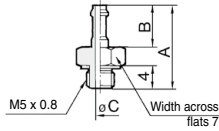


**Series M5**

**Barb Fitting for Nylon Tubing: M-5AN-4/-6**



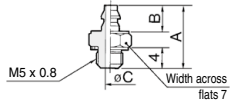
Model	A	B	øC	Effective area (mm <sup>2</sup> )	Weight (g)
M-5AN-4	12	5	1.8	2.1	1.6
M-5AN-6	14	8	2.5	4.0	1.7



**Barb Fitting for Soft Tubing: M-5AU-3/-4/-6**



Model	A	B	øC	Effective area (mm <sup>2</sup> )	Weight (g)
M-5AU-3	11.5	4.5	1.6	1.7	1.5
M-5AU-4	12	5	1.8	2.1	1.6
M-5AU-6	14	7	2.5	4.0	1.8

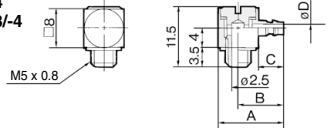


**Barb Elbow for Nylon Tubing: M-5ALN-4/-6**  
**Barb Elbow for Soft Tubing: M-5ALU-3/-4/-6**

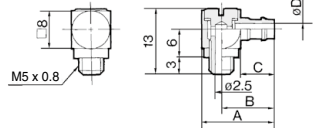


Model	A	B	C	øD	Effective area (mm <sup>2</sup> )	Weight (g)
M-5ALN-4	13	9	5	1.8	1.4	4.0
M-5ALN-6	15	11	7	2.5	2.4	4.4
M-5ALU-3	13	9	4.5	1.6	1.1	4.0
M-5ALU-4	13.5	9.5	5	1.8	1.4	4.1
M-5ALU-6	15.5	11.5	7	2.5	2.4	4.5

M-5ALN-4  
M-5ALU-3/-4



M-5ALN-6  
M-5ALU-6

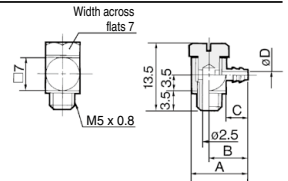


**Barb Elbow for Nylon Tubing: M-5ALHN-4/-6**  
**Barb Elbow for Soft Tubing: M-5ALHU-3/-4/-6**

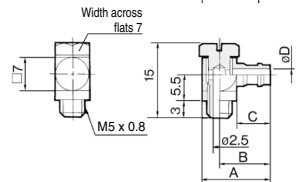


Model	A	B	C	øD	Effective area (mm <sup>2</sup> )	Weight (g)
M-5ALHN-4	12	8.5	5	1.8	1.4	3.2
M-5ALHN-6	14	10.5	7	2.5	2.4	3.7
M-5ALHU-3	12	8.5	4.5	1.6	1.1	3.2
M-5ALHU-4	12.5	9	5	1.8	1.4	3.3
M-5ALHU-6	14.5	11	7	2.5	2.4	3.9

M-5ALHN-4  
M-5ALHU-3/-4



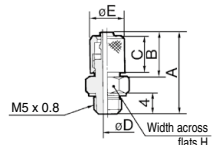
M-5ALHN-6  
M-5ALHU-6



**Hose Nipple: M-5H-4/-6**



Model	A	B	C	øD	øE	H	Effective area (mm <sup>2</sup> )	Weight (g)
M-5H-4	15.5	8.5	7	1.8	6.5	7	2.1	2.7
M-5H-6	16.5	9.5	8	2.5	8.5	8	4.0	3.9



KQ2

KQB2

KS  
KX

KM

KF

M

H/DL  
L/LL

KC

KK

KK130

DM

KDM

KB

KR

KA

KQG2

KG

KFG2

MS

KKA

KP

LQ

MQR

T

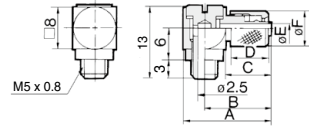
# Series M

## Series M5

### Hose Elbow: M-5HL-4/-6



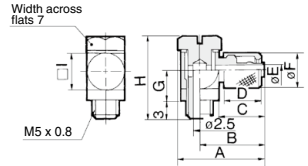
Model	A	B	C	D	øE	øF	Effective area (mm <sup>2</sup> )	Weight (g)
M-5HL-4	16.5	12.5	8.5	7	1.8	6.5	1.4	4.4
M-5HL-6	17.5	13.5	9.5	8	2.5	8.5	2.4	5.2



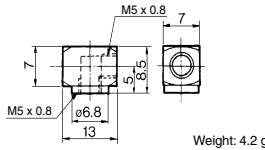
### Hose Elbow: M-5HLH-4/-6



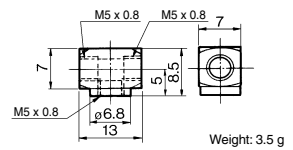
Model	A	B	C	D	øE	øF	G	H	I	Effective area (mm <sup>2</sup> )	Weight (g)
M-5HLH-4	15.5	12	8.5	7	1.8	6.5	5.5	15	7	1.4	4.5
M-5HLH-6	17.5	13.5	9.5	8	2.5	8.5	6	16	8	2.4	6.6



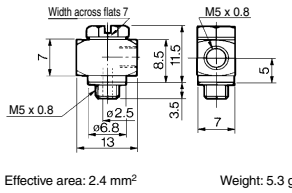
### Elbow: M-5L



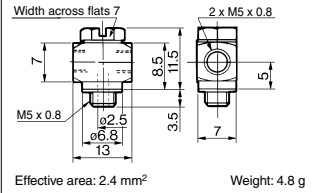
### Tee: M-5T



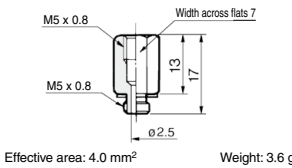
### Universal Elbow: M-5UL



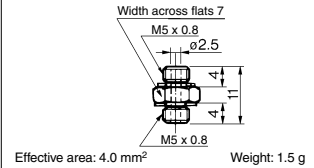
### Universal Tee: M-5UT



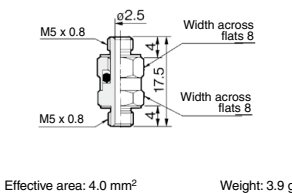
### Extension Fitting: M-5J



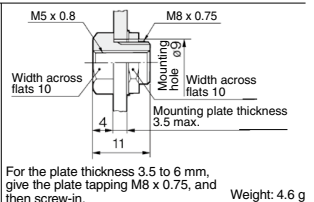
### Nipple: M-5N



### Universal Nipple: M-5UN



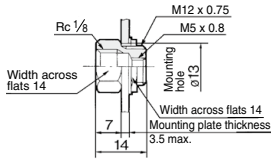
### Bulkhead Union: M-5E





**Series M5**

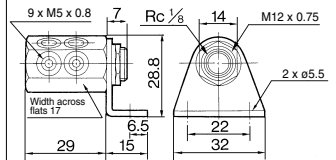
**Bulkhead Reducer: M-5ER**



For the plate thickness 3.5 to 6 mm, give the plate tapping M12 x 0.75, and then screw-in.

Weight: 12 g

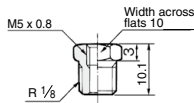
**Manifold: M-5M**



Panel mounting plate thickness max. 3.5 mm  
For the plate thickness 3.5 to 6 mm, give the plate tapping M12 x 0.75, and then screw-in.

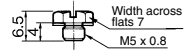
Weight: 59 g

**Bushing: M-5B**



Weight: 5.8 g

**Plug: M-5P**



Weight: 1.3 g

**⚠ Precautions**

- Be sure to read this before handling.
- Refer to front matter 56 for Safety Instructions and pages 13 to 16 for Fittings and Tubing Precautions.

**Tightening of M3/M5 Threads**

**⚠ Caution**

1. Tighten by hand, and give it an additional turn with a wrench.  
Please check the number of tightening revolutions using the table below.  
If tightened excessively, thread portion may be damaged and gasket may be deformed. This will cause air leakage. On the contrary, if tightened insufficiently, thread may loosen causing air leakage.

Thread	Model	Number of tightening rotations	
M3	M-3AU-□	Approx. 1/4 rotations	
	M-3N		
	M-3P		
	M-3ALU-□		
	M-3UL		
M5	M-3UT	Approx. 1/2 rotations	
	M-5AN-□		
	M-5AU-□	Approx. 1/6 to 1/4 rotations <small>(Note)</small>	
	M-5H-□		
	M-5J		
	M-5N		
	M-5UN		
	M-5P		
	M-5ALN-6		Approx. 1/2 rotations <small>(Note)</small>
	M-5ALU-6		
	M-5ALHN-6		
	M-5ALHU-6		
	M-5HL-□		
	M-5HLH-□		
	M-5ALN-4		
	M-5ALU-3,4		
	M-5ALHN-4		
M-5ALHU-3,4			
M-5UL			
M-5UT			

(Note) As a guideline, the tightening torque should be 1 to 1.5 N·m.

**Use of Tube with Hose Nipple**

**⚠ Caution**

1. Cut the tube perpendicularly to the tube axis to a little longer than required length. (Use tube cutter "TK-1", "TK-2" or "TK-3".)
2. Pass the tube through the cap nut.
3. Push the tube until it comes to the end of the barb portion, or it may cause air leakage or hose releasing.
4. Tighten the cap nut firmly by hand on the fitting.

**Use of Tube with Barb Fitting**

**⚠ Caution**

1. Cut the tube perpendicularly to the tube axis to a little longer than required length. (Use tube cutter "TK-1", "TK-2" or "TK-3".)
2. Push the tube until it comes to the end of the barb portion, or it may cause air leakage or release hose.

KQ2

KQB2

KS  
KX

KM

KF

M

H/DL  
L/LL

KC

KK

KK130

DM

KDM

KB

KR

KA

KQG2

KG

KFG2

MS

KKA

KP

LQ

MQR

T



## 1 Gasket Material Modification

Symbol	Specifications	
<b>X83</b>	Gasket material: Stainless steel 304, NBR	
	Applicable thread	Gasket part no.
	M3	M-3G2
	M5 <small>Note)</small>	M-5G2
<b>X226</b>	Gasket material: Stainless steel 304, FKM	
	Applicable thread	Gasket part no.
	M3	M3G-DPH00489
<b>X112</b>	Gasket material: Stainless steel 316, Special FKM	
	Applicable thread	Gasket part no.
	M5	M-5G3

Note) Compatible with only models using M-5GH.

## Spare Parts

Description	Part no.	Applicable thread	Material	Applicable model
Gasket	M-3G	M3	PVC	—
	M-3G2		Stainless steel 304, NBR	—
	M-5G1	M5	PVC	—
	M-5G2		Stainless steel 304, NBR	—
	M-5G3		Stainless steel 316, Special FKM	—
	M-5GH		Nylon 66, GF30%	M-5AL□-6, M-5ALH□-6 M-5HL-4, 6, M-5HLH4, 6
	M-6G	M6	Stainless steel 304, NBR	For KQ2 M6 thread
	M-10/32G	10-32 UNF		Series KQ2, 10-32 UNF
Cap nut	M-5-4-P01	—	C3604 (With electroless nickel plated)	M-01H-4, M-5H-4 M-5HL-4, M-5HLH-4
	M-5-6-P01	—	C3604 (With electroless nickel plated)	M-01H-6, M-5H-6 M-5HL-6, M-5HLH-6