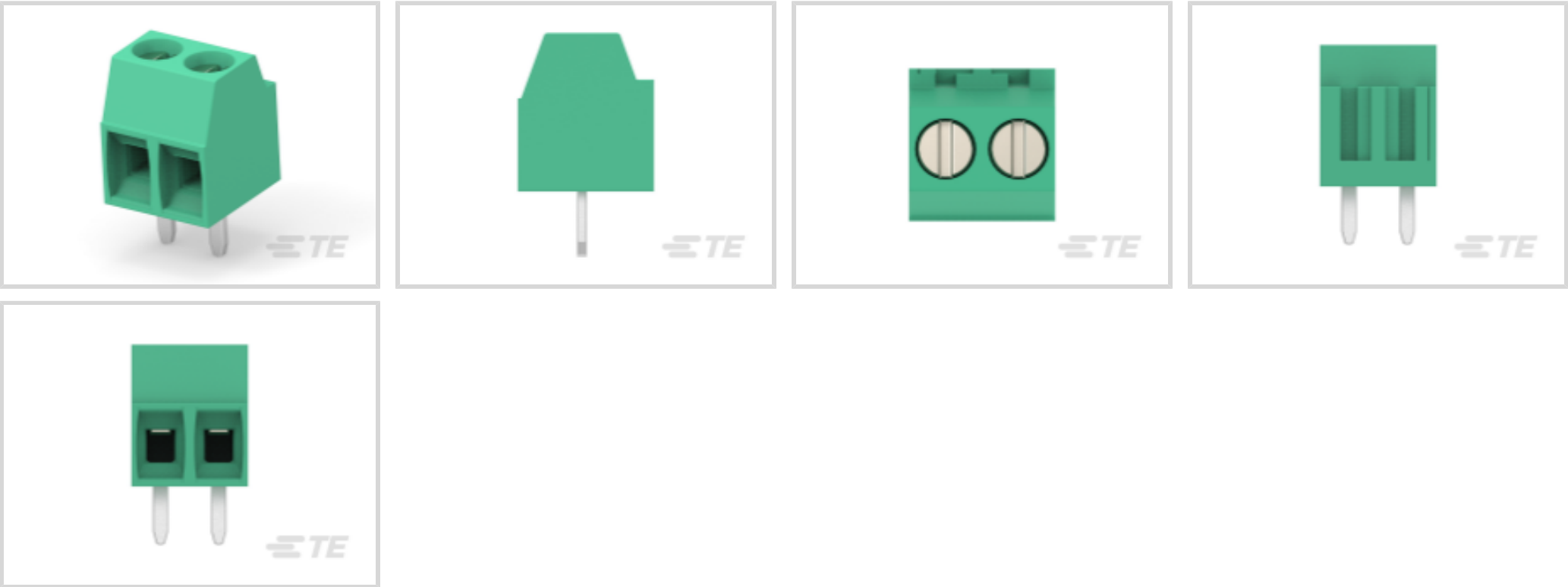




Connectors > Terminal Blocks & Strips > PCB Terminal Blocks



Terminal Block Connector Type: **Header**
Connector System: **Wire-to-Board**
Number of Positions: **2**
Centerline (Pitch): **3.5 mm [.138 in]**
Number of Rows: **1**

Features

Product Type Features

Wire Protection	With
Header Type	Fully Shrouded
Terminal Block Connector Type	Header
Connector System	Wire-to-Board
Connector & Contact Terminates To	Printed Circuit Board

Configuration Features

Stacked Levels	Without
Wire Entry Location	Side
Stacking Configuration	Side Stackable
Number of Positions	2
Number of Rows	1
Wire Entry Angle	90°

Electrical Characteristics

Operating Voltage	300 VAC
-------------------	---------



Body Features

Primary Product Color	Green
Product Orientation	Vertical

Contact Features

Contact Mating Area Plating Material	Tin
Contact Base Material	Copper Alloy
Contact Current Rating (Max)	12 A

Termination Features

Termination Post & Tail Length	3.5 mm [.138 in]
Termination Method to PCB	Through Hole - Solder

Mechanical Attachment

Mounting Retention Type	Screw Mount
Screw Plating Material	Nickel
Screw Material	Copper Alloy
Thread Size	M2
Connector Mounting Type	Board Mount

Housing Features

Housing Material	PA 66
Centerline (Pitch)	3.5 mm [.138 in]

Dimensions

Wire Size	.08 – 1.4 mm ²
-----------	---------------------------

Usage Conditions

Operating Temperature Range	-40 – 105 °C [-40 – 221 °F]
-----------------------------	-----------------------------

Operation/Application


Circuit Application	Power & Signal
---------------------	----------------

Packaging Features

Packaging Quantity	300
Packaging Method	Tray

Product Compliance

For compliance documentation, visit the product page on TE.com>









EU RoHS Directive 2011/65/EU	Compliant with Exemptions
EU ELV Directive 2000/53/EC	Compliant with Exemptions
China RoHS 2 Directive MIIT Order No 32, 2016	Restricted Materials Above Threshold
EU REACH Regulation (EC) No. 1907/2006	Current ECHA Candidate List: JUNE 2024 (241) Candidate List Declared Against: JUNE 2024 (241) SVHC > Threshold: Pb (3% in Component Part) Article Safe Usage Statements: Do not eat, drink or smoke when using this product. Wash thoroughly after handling. Recycle if possible and dispose of the article by following all applicable governmental regulations relevant to your geographic location.
Halogen Content	Low Halogen - Br, Cl, F, I < 900 ppm per homogenous material. Also BFR/CFR/PVC Free
Solder Process Capability	Wave solder capable to 240°C

Product Compliance Disclaimer

This information is provided based on reasonable inquiry of our suppliers and represents our current actual knowledge based on the information they provided. This information is subject to change. The part numbers that TE has identified as EU RoHS compliant have a maximum concentration of 0.1% by weight in homogenous materials for lead, hexavalent chromium, mercury, PBB, PBDE, DBP, BBP, DEHP, DIBP, and 0.01% for cadmium, or qualify for an exemption to these limits as defined in the Annexes of Directive 2011/65/EU (RoHS2). Finished electrical and electronic equipment products will be CE marked as required by Directive 2011/65/EU. Components may not be CE marked. Additionally, the part numbers that TE has identified as EU ELV compliant have a maximum concentration of 0.1% by weight in homogenous materials for lead, hexavalent chromium, and mercury, and 0.01% for cadmium, or qualify for an exemption to these limits as defined in the Annexes of Directive 2000/53/EC (ELV). Regarding the REACH Regulation, the information TE provides on SVHC in articles for this part number is based on the latest European Chemicals Agency (ECHA) ‘Guidance on requirements for substances in articles’ posted at this URL: <https://echa.europa.eu/guidance-documents/guidance-on-reach>

Compatible Parts

 <p>TE Part # 1776112-2 2P,3.50MM,SIDE ENTRY,HIGH TMP</p>	 <p>TE Part # 284391-2 TERMI-BLOK PCB SIDE ENTRY STAC</p>	 <p>TE Part # 1986974-2 STRAIGHT SIDE ENTRY 3.5MM MODULAR 2 POS</p>	 <p>TE Part # 2-284391-6 TERMI-BLOK PCB SIDE ENTRY STAC 2 posn cl</p>
--	--	--	--

Customers Also Bought



TE Part #T4110002031-000
M12,FEMALE,STRAIGHT,A CODE,3P, PG9,GOLD

TE Part #9-2176459-5
SMW 7W 820R 5% Taped

TE Part #5-534206-8
16 MODII VRT DR CE 100/115

TE Part #1241152-8
8P HV100 REC. CON, SMD, GOLD, BLISTER

TE Part #1-1879215-7
CPF 0402 5K9 0.1% 25PPM 1K RL

TE Part #1546551-5
5P,STRAIGHT,SIDE ENTRY,3.5MM

TE Part #9-2176091-7
RP 2A 0.25W 604R 0.1% 25PPM 1K RL

TE Part #1-2176507-2
CJP 200W 4R7 5% Lead

TE Part #6-2176455-4
CPF 0402 499K 0.1% 25ppm 1K RL

Documents

Product Drawings

2P,STRAIGHT,SIDE ENTRY,3.5MM

English

CAD Files

3D PDF

3D

Customer View Model

ENG_CVM_CVM_1546551-2_B.2d_dxf.zip

English

Customer View Model

ENG_CVM_CVM_1546551-2_B.3d_igs.zip

English

Customer View Model

ENG_CVM_CVM_1546551-2_B.3d_stp.zip

English

By downloading the CAD file I accept and agree to the Terms and Conditions of use.

Datasheets & Catalog Pages



1-1773458-1_EURO_STYLE_TERMINAL_BLOCKS_QRG

English

Product Specifications

Application Specification

English

Agency Approvals

UL

English