

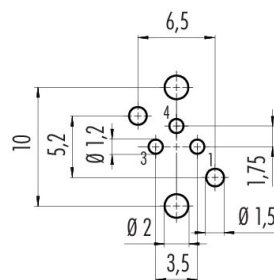
Product description **M8 Female panel mount connector, Contacts: 3, unshielded, THR, IP67, UL**

Area **series 718**
Part no. **99 3412 281 03**

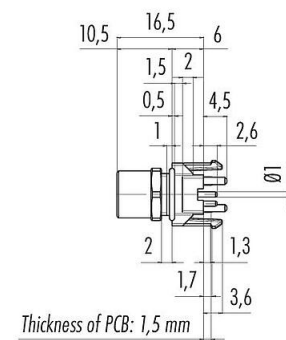
Illustration



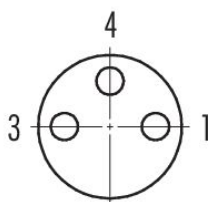
Conductor layout



Scale drawing



Contact arrangement (Plug-in side)



You can find the assembly instructions on the next page.

Technical data

General features

Part no.	99 3412 281 03
Connector design	Female panel mount connector
Type standard	DIN EN 61076-2-104

Product description	M8 Female panel mount connector, Contacts: 3, unshielded, THR, IP67, UL
Area	series 718
Part no.	99 3412 281 03

Version	Connector socket straight
Connector locking system	screw
Termination	THR
Degree of protection	IP67
Temperature range from/to	-40 °C / 85 °C
Mechanical operation	> 100 Mating cycles
Weight (g)	3.00
Customs tariff number	85369010
Country of Origin	DE

Electrical parameters

Rated voltage	50 V (AC) / 60 V (DC)
Rated impulse voltage	1500 V
Rated current	4.0 A
Pollution degree	3
Overvoltage category	II
Insulating material group	II
EMC compliance	unshielded

Material

Housing material	CuZn (Brass nickel plated)
Contact body material	PA
Contact material	CuSn (bronze)
Contact plating	Au (gold)
REACH SVHC	CAS 7439-92-1 (Lead)
SCIP number	7e7af361-e263-4b30-baeb-ebe11a26cb0d

Authorization/approvals

Approvals	UL
-----------	----

Classifications

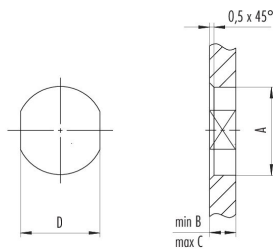
eCl@ss 11.1	27-44-01-02
ETIM 9.0	EC002635

Product description **M8 Female panel mount connector, Contacts: 3, unshielded, THR, IP67, UL**

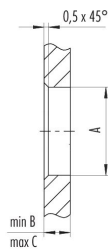
Area **series 718**
Part no. **99 3412 281 03**

Assembly instructions / Panel cut-out

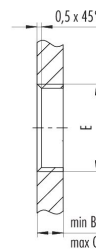
1st Installation proposal
With flats as anti-rotation device



2nd Installation proposal
With bare hole



3rd Installation proposal
With thread to screw in



Thread E	A	B	C	D
M8 x 0,5	8,1	2,5	3,5	7,1
M8 x 1	8,1	2,5	3,5	7,1
M10 x 0,75	10,1	2,5	5,0	9,1

Tightening torque

M8 x 0,5 0,8 Nm
M8 x 1/M10 x 0,75 1,0 Nm

Product description	M8 Female panel mount connector, Contacts: 3, unshielded, THR, IP67, UL
Area	series 718
Part no.	99 3412 281 03

Security notices

The connector must not be plugged or unplugged under load. Non-observance and improper use can result in personal injury.

The connectors have been developed for applications in plant engineering, control and electrical equipment construction. The user is responsible for checking whether the connectors can also be used in other areas of application.

Connectors which are used in circuits with voltages dangerous to the touch may only be installed and used by, or under the supervision of, persons with electrical engineering training, taking into account the applicable regulations and standards.

The user must take suitable safety precautions to ensure that the connector cannot be accidentally disconnected.

Plug connectors with enclosure protection IP67 and IP68 are not suitable for use under water. When used outdoors, the plug connectors must be protected separately against corrosion. For further information on the IP protection classes, please refer to the "Technical Information" download centre.

The plug connector is not suitable for mains voltages. Please observe the pollution degree and the overvoltage category. For further information, please refer to the download center "Technical Information".

To lock the cable connector with the device connector, the threaded ring is tightened "hand-tight" (approx. 50 cNm).