

## Cable connector - SF-5ES1N8A8LDLS - 1618202

Please be informed that the data shown in this PDF Document is generated from our Online Catalog. Please find the complete data in the user's documentation. Our General Terms of Use for Downloads are valid (<http://phoenixcontact.com/download>)



Cable connector, SPEEDCON locking, M23, number of positions: 5+PE, type of contact: Socket, Crimp connection, shielded: yes, cable diameter range: 7.5 mm ... 18 mm


The figure shows the 4+3+PE version

### Your advantages

- Consistent EMC protection for reliable connection solutions in the industrial environment
- Crimping connection: vibration- and temperature-resistant assembly
- Flexible use: reliably connect cable diameters of 7.5 mm ... 18 mm
- Molded designs with pre-assembled cables on one or both sides



### Key Commercial Data

Packing unit	1 pc
GTIN	 4 046356 584418
GTIN	4046356584418

### Technical data

#### General

Note	Order information: Order crimp contacts 6 x Ø 2 mm separately
Type of locking	SPEEDCON locking
Coding	N
Contact connection method	Crimp connection
Type of contacts	Socket
Number of positions	6
Contact diameter of power contacts	2 mm
Nominal current per power contact at 25°C	30 A
Contact diameter of signal contacts	2 mm
Nominal current per signal contact at 25°C	30 A
Conductor entry	7.5 mm ... 18 mm

## Cable connector - SF-5ES1N8A8LDLS - 1618202

### Technical data

#### Ambient conditions

Ambient temperature	-40 °C ... 125 °C
Degree of protection	IP67

#### Specifications according to DIN EN 61984:2001

Installation height max.	3000 m
Nominal / operating voltage of power contacts	630 V
Rated surge voltage of power contacts	6 kV
Overvoltage category of power contacts	III
Degree of pollution of power contacts	3
Nominal / operating voltage of signal contacts	630 V
Rated surge voltage of signal contacts	6 kV
Overvoltage category of signal contacts	III
Degree of pollution of signal contacts	3

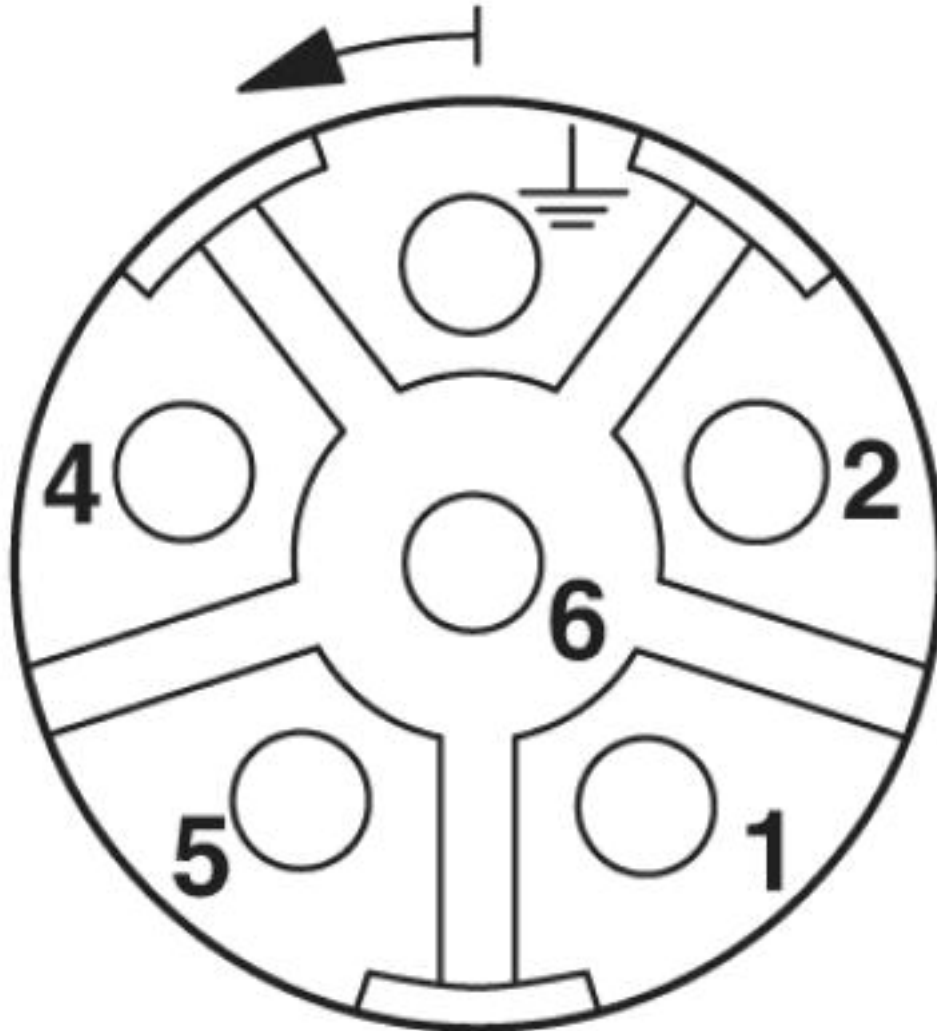
#### Environmental Product Compliance

	Lead 7439-92-1
China RoHS	Environmentally Friendly Use Period = 50
	For details about hazardous substances go to tab "Downloads", Category "Manufacturer's declaration"

### Drawings

## Cable connector - SF-5ES1N8A8LDLS - 1618202

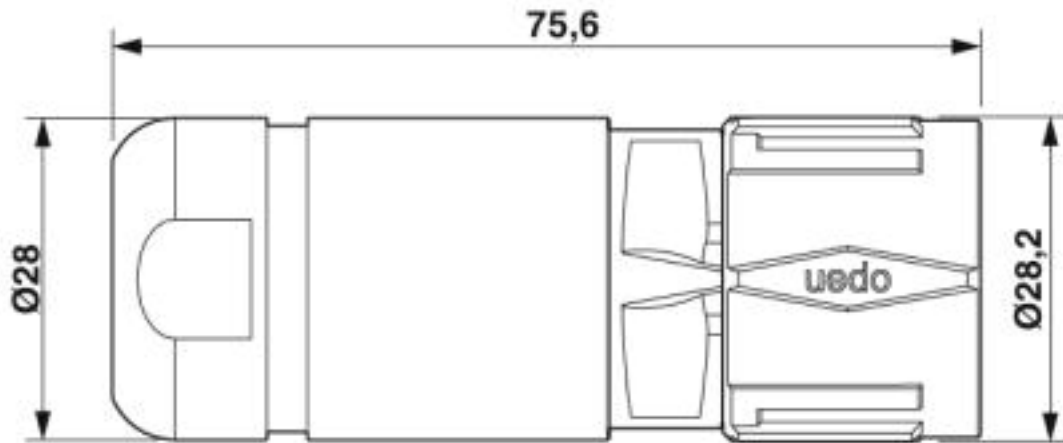
Schematic diagram



Connector pin assignment

# Cable connector - SF-5ES1N8A8LDLS - 1618202

Dimensional drawing



Dimensional drawing

## Approvals

Approvals

Approvals

UL Recognized / cUL Recognized / EAC / cULus Recognized

Ex Approvals



## Approval details

UL Recognized		<a href="http://database.ul.com/cgi-bin/XYV/template/LISEXT/1FRAME/index.htm">http://database.ul.com/cgi-bin/XYV/template/LISEXT/1FRAME/index.htm</a> E153698-20041116
Nominal voltage UN	600 V	
Nominal current IN	27 A	
mm <sup>2</sup> /AWG/kcmil	12	

cUL Recognized		<a href="http://database.ul.com/cgi-bin/XYV/template/LISEXT/1FRAME/index.htm">http://database.ul.com/cgi-bin/XYV/template/LISEXT/1FRAME/index.htm</a> E153698-20041116
Nominal voltage UN	600 V	
Nominal current IN	18 A	
mm <sup>2</sup> /AWG/kcmil	12	

## Cable connector - SF-5ES1N8A8LDLS - 1618202

### Approvals



Phoenix Contact 2019 © - all rights reserved  
<http://www.phoenixcontact.com>

PHOENIX CONTACT GmbH & Co. KG  
Flachsmarktstr. 8  
32825 Blomberg  
Germany  
Tel. +49 5235 300  
Fax +49 5235 3 41200  
<http://www.phoenixcontact.com>