

Product data sheet

Miniature connectors

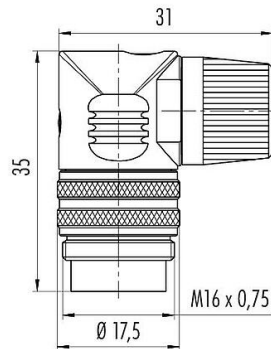


Product description	M16 Male angled connector, Contacts: 12 (12-a), 4.0-6.0 mm, unshielded, solder, IP40
Area	series 682
Part no.	09 0147 70 12

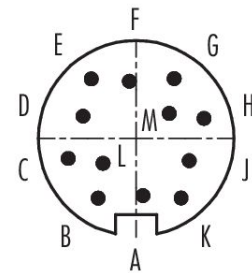
Illustration



Scale drawing



Contact arrangement (Plug-in side)



You can find the assembly instructions on the next page.

Technical data

General features

Part no.	09 0147 70 12
Connector design	Male angled connector
Type standard	DIN EN 61076-2-106
Version	Connector pin angled
Connector locking system	screw
Termination	solder
Degree of protection	IP40
Cross-sectional area	0.25 mm ² / AWG 24
Cable outlet	4.0-6.0 mm
Twistability	not rotatable
Temperature range from/to	-40 °C / 85 °C
Mechanical operation	> 1000 Mating cycles
Weight (g)	14.90
Customs tariff number	85369010
Country of Origin	DE

Electrical parameters

Rated voltage	60 V
Rated impulse voltage	500 V
Rated current	3,0 A
Insulation resistance	≥ 10 ¹⁰ Ω
Pollution degree	1
Overtoltage category	I

Product data sheet

Miniature connectors



Product description	M16 Male angled connector, Contacts: 12 (12-a), 4.0-6.0 mm, unshielded, solder, IP40
Area	series 682
Part no.	09 0147 70 12

Insulating material group	III
EMC compliance	unshielded

Material

Housing material	PA
Contact body material	PBT (UL94 V-0)
Contact material	CuZn (brass)
Contact plating	Au (gold)
REACH SVHC	CAS 7439-92-1 (Lead)
SCIP number	f68f75d7-7ab8-44d3-9376-da835c32c873

Classifications

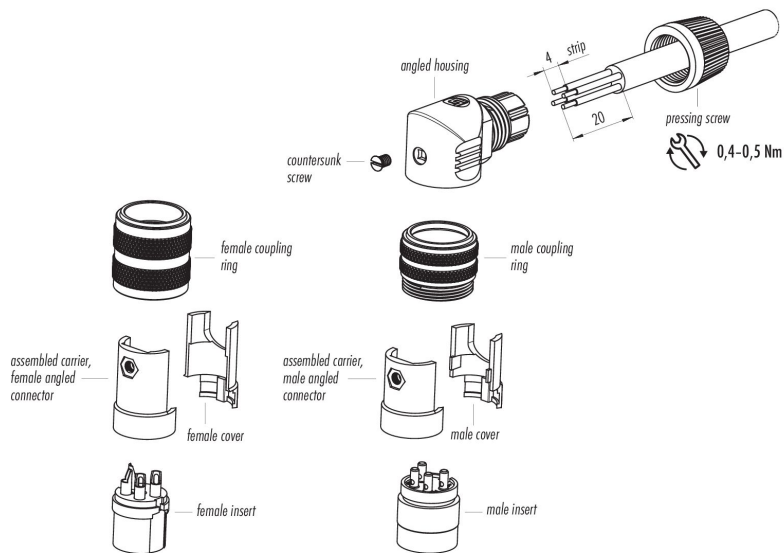
eCl@ss 11.1	27-44-01-09
ETIM 9.0	EC003569

Declarations of conformity

Low Voltage Directive	2014/35/EU (EN 60204-1:2018;EN 60529:1991)
-----------------------	--

Assembly instructions

1. Bead angled housing and pressing screw to cable.
2. Dismantle cable to 20 mm length.
3. Strip and solder single wires.
4. Mount contact insert in carrier and cover and bead coupling ring to cable.
5. Fix angled housing with countersunk screw.



Product description	M16 Male angled connector, Contacts: 12 (12-a), 4.0-6.0 mm, unshielded, solder, IP40
Area	series 682
Part no.	09 0147 70 12

Security notices

The connector must not be plugged or unplugged under load. Non-observance and improper use can result in personal injury.

The connectors have been developed for applications in plant engineering, control and electrical equipment construction. The user is responsible for checking whether the connectors can also be used in other areas of application.

To protect against unintentional opening of the connector, the thread between the housing and the connector head must be secured with a suitable cyanoacrylate adhesive when used in circuits with voltages dangerous to the touch. This does not apply to connectors used in SELV and PELV circuits according to IEC 61140 (EN 61140, VDE 0140-1).

Connectors which are used in circuits with voltages dangerous to the touch may only be installed and used by, or under the supervision of, persons with electrical engineering training, taking into account the applicable regulations and standards.

The user must take suitable safety precautions to ensure that the connector cannot be accidentally disconnected.

The plug connector is not suitable for mains voltages. Please observe the pollution degree and the overvoltage category. For further information, please refer to the download center "Technical Information".

To lock the cable connector with the device connector, the threaded ring is tightened "hand-tight" (approx. 60 cNm).