

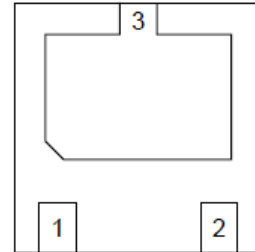
Features

- 5400W peak pulse power (8/20)
- Low leakage: nA level
- Low operating voltage: 12V
- Ultra low clamping voltage
- One power line protects
- Complies with following standards:
 - IEC 61000-4-2 (ESD) immunity test
Air discharge: $\pm 30\text{kV}$
Contact discharge: $\pm 30\text{kV}$
 - IEC61000-4-4 (EFT) 80A (5/50ns)
 - IEC61000-4-5 (Lightning) 180A (8/20 μs)
- RoHS Compliant

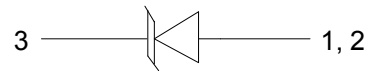
Applications

- Cell phone handsets and accessories
- Personal digital assistants (PDA's)
- Notebooks, desktops, and servers
- Portable instrumentation
- Cordless phones
- Digital cameras
- Peripherals
- MP3 players

Dimensions DFN2020-3



Pin Configuration



Mechanical Characteristics

- Package: DFN2020-3
- Lead Finish: NiPdAu
- Case Material: "Green" Molding Compound
- UL Flammability Classification Rating 94V-0
- Moisture Sensitivity: Level 3 per J-STD-020
- Terminal Connections: See Diagram Below
- Marking Information: See Below

Absolute Maximum Ratings (T_{amb}=25°C unless otherwise specified)

Parameter	Symbol	Value	Unit
Peak Pulse Power (8/20 μs)	P _{pp}	5400	W
ESD per IEC 61000-4-2 (Air)	V _{ESD}	± 30	Kv
ESD per IEC 61000-4-2 (Contact)		± 30	
Operating Temperature Range	T _J	-55 to +125	°C
Storage Temperature Range	T _{STJ}	-55 to +150	°C

Electrical Characteristics (TA=25°C unless otherwise specified)

Part Number	Device Marking	V _{RWM} (V)	V _{BR} (V)	I _T (mA)	V _C @90A	V _C		I _R μA (Max)	C (Pf) (Typ.)
						(Max)	(@A)		
WS12P4N3	12A	12	13	1	22	30	180	1	1500

Typical Performance Characteristics ($T_A=25^\circ\text{C}$ unless otherwise Specified)

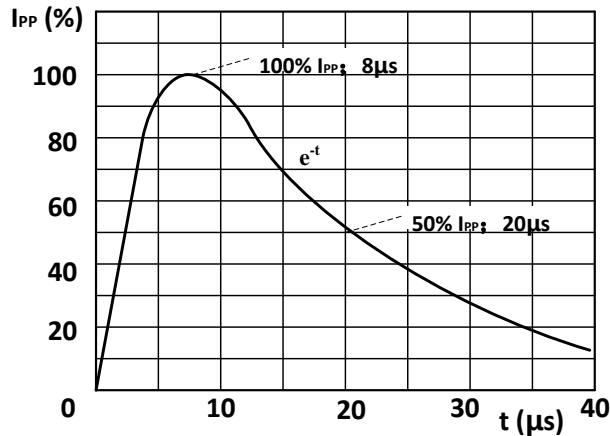


Fig. 1. 8/20 μs pulse waveform according to IEC 61000-4-5 and IEC 61643-321

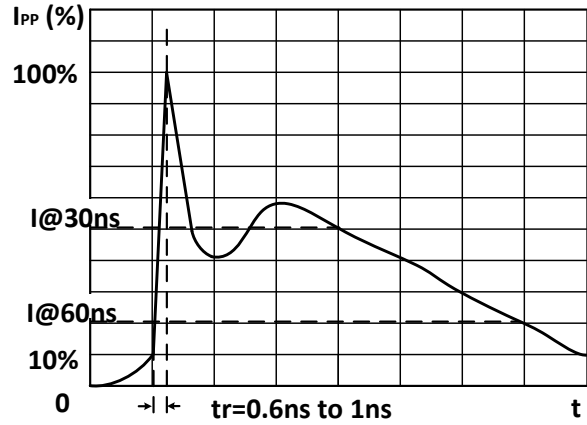


Fig. 2. ESD pulse waveform according to IEC 61000-4-2

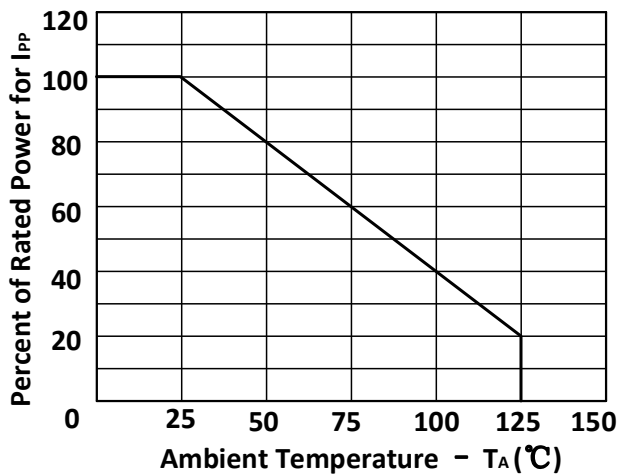


Fig. 3. Power Derating Curve

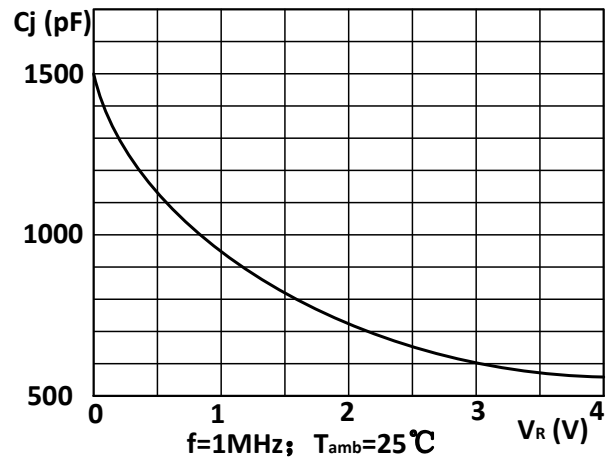


Fig. 4. Junction Capacitance vs VR

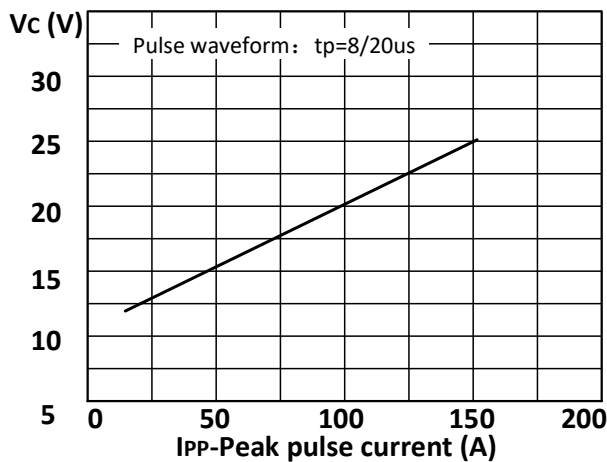
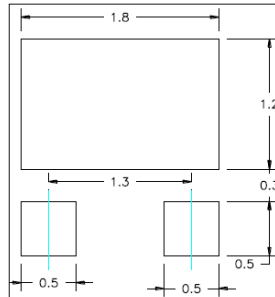
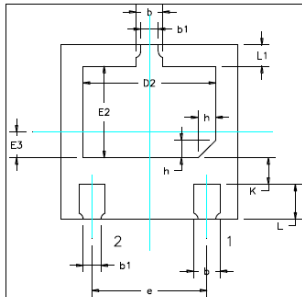
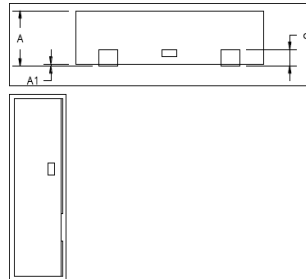
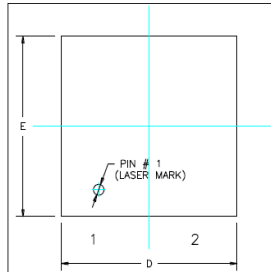


Fig. 5. Clamping voltage vs. Peak pulse current

Package Mechanical Data



Symbol	Millimeters		
	min	nom	max
A	0.50	0.55	0.60
A1	0.00	0.02	0.05
b	0.25	0.30	0.35
b1	0.2 REF		
c	0.152 REF		
D	1.90	2.00	2.10
D2	1.40	1.50	1.60
e	1.30 BSC		
E	1.90	2.00	2.10
E2	0.95	1.05	1.15
E3	0.20	0.30	0.40
L	0.35	0.40	0.45
L1	0.20	0.25	0.30
h	0.2 REF		
K	0.20	0.30	0.40