REVISIONS					
REV.	ECN NO.	LOCATION	DESCRIPTION	DATE	DESIGN
A0	N/A		INITIAL RELEASE	/	/
A1	N/A		图面升级整理图面	2024.12.16	阿树

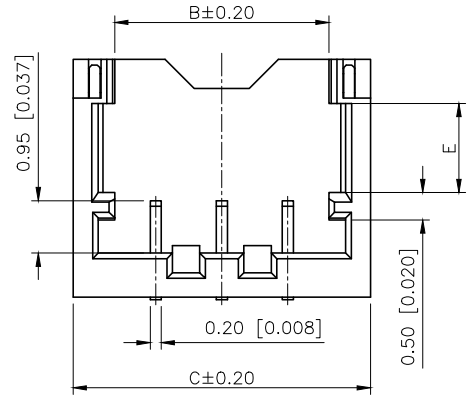

3P

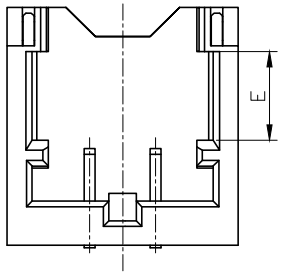

2P

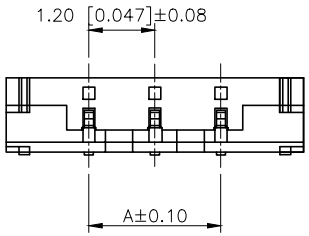

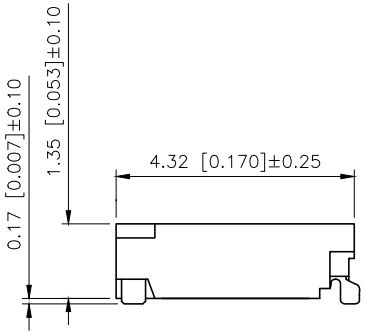

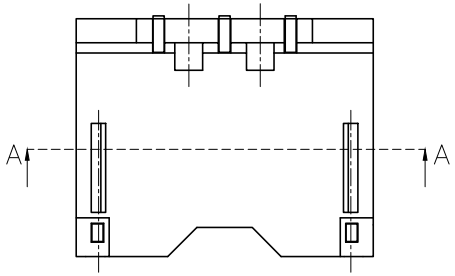

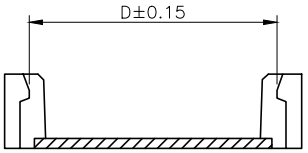

剖面 A–A

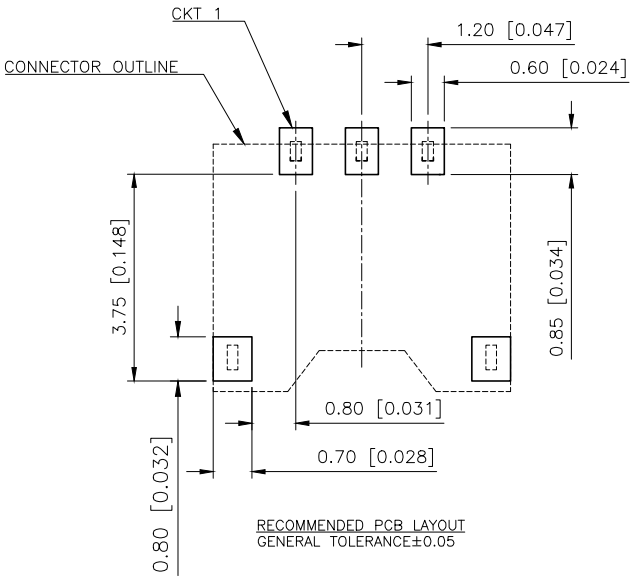

RECOMMENDED PCB LAYOUT
GENERAL TOLERANCE±0.05

Specifications:
Voltage rating:50V AC/DC
Current rating:2A AC/DC
Withstanding voltage:500V AC/minute
Temperature range:−40℃−+125℃
Insulation resistance:≥100MΩ MIN
Contact resistance:20mΩ MAX
After environmental testing: 20mΩ Max

PART NO.:

X1203 W R S−XX−6T V01
① ② ③ ④ ⑤ ⑥ ⑦

①Series No
②Category:W−Wafer
③Welding Board Angle:R−Stright 90°
④Welding Way: S−SMT
⑤Row No.Pin No:XX−02~03Pin
⑥Material:N0−PA6T UL94V−0;
LP−LCP UL94V−0;
⑦Plating Category: V01−All Gold Flash

Poles	Dimensions(mm)				
	A	B	C	D	E
02	1.20	2.70	4.20	3.20	1.50
03	2.40	3.90	5.40	4.40	1.50

PART NO	Material	Material(pin)	Finish(pin)	Suitable XKB Housing
X1203WRS−XX−6TV0	N0−PA6T 94V−0	Phosphor Bronze	Gold Flash	X1203H

AuGLAR	±5°
X.	±0.40
X.x	±0.30
X.xx	±0.20
X.xxx	±0.15
UNSPECIFIED TOLERAuCES	

XKB Connection 星创

DESIGN	阿树	VIEW:	MODEL TYPE: 1.20mm Crimp Style Connectors
CHECKED		UNIT: mm/in	PART NO.: X1203WRS−XX−6TV01
APPROVED		SIZE: A4	DWG NO.:

XKB INDUSTRIAL PRECISION CO.,LIMITED

SCALE	PAGE	REVISION
N/A	1/1	A1