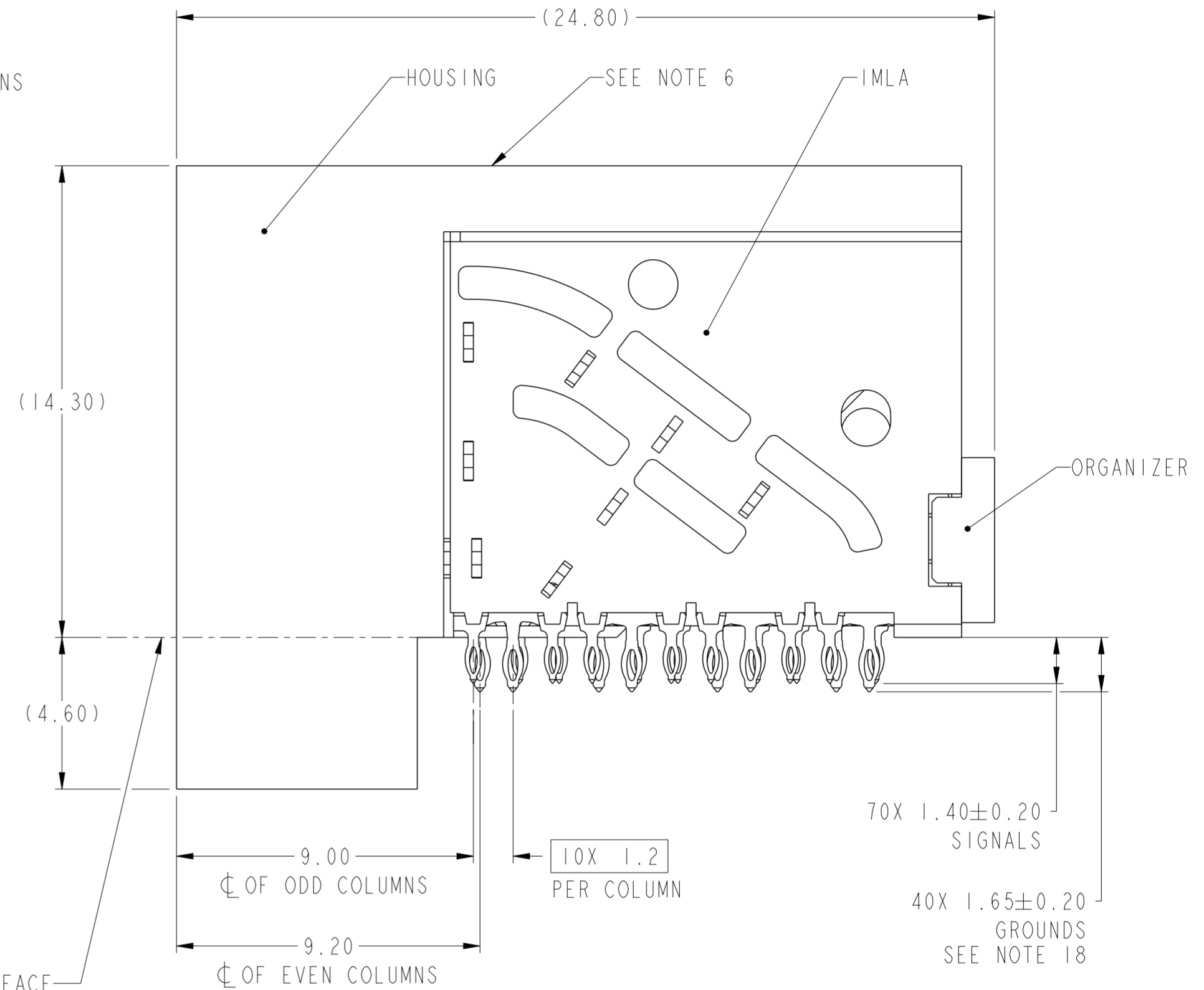
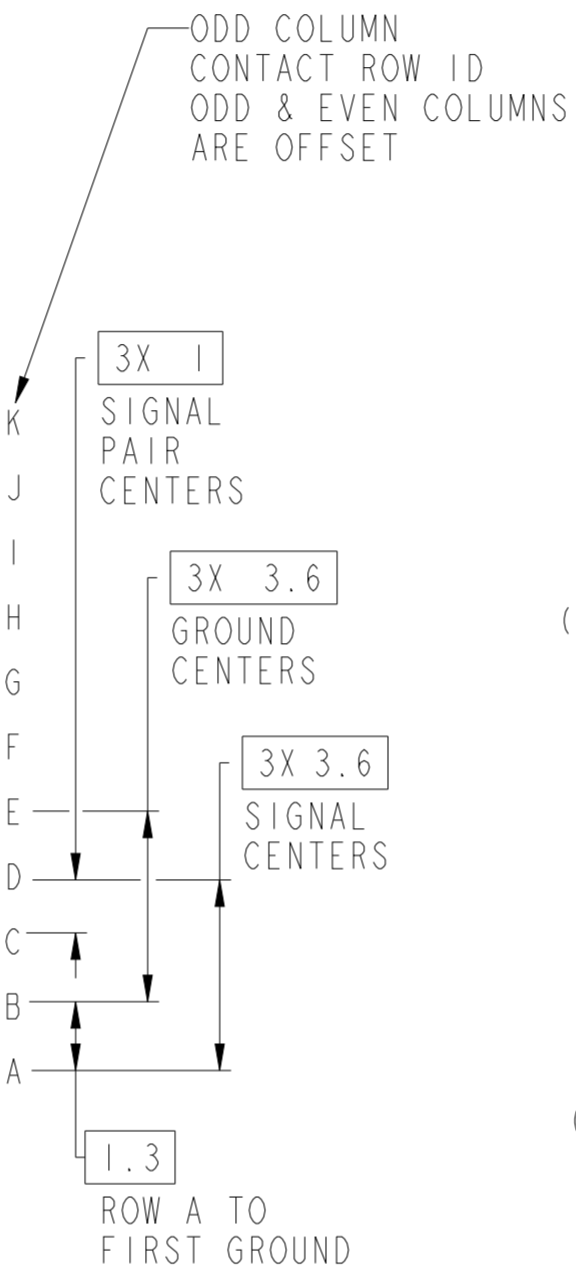
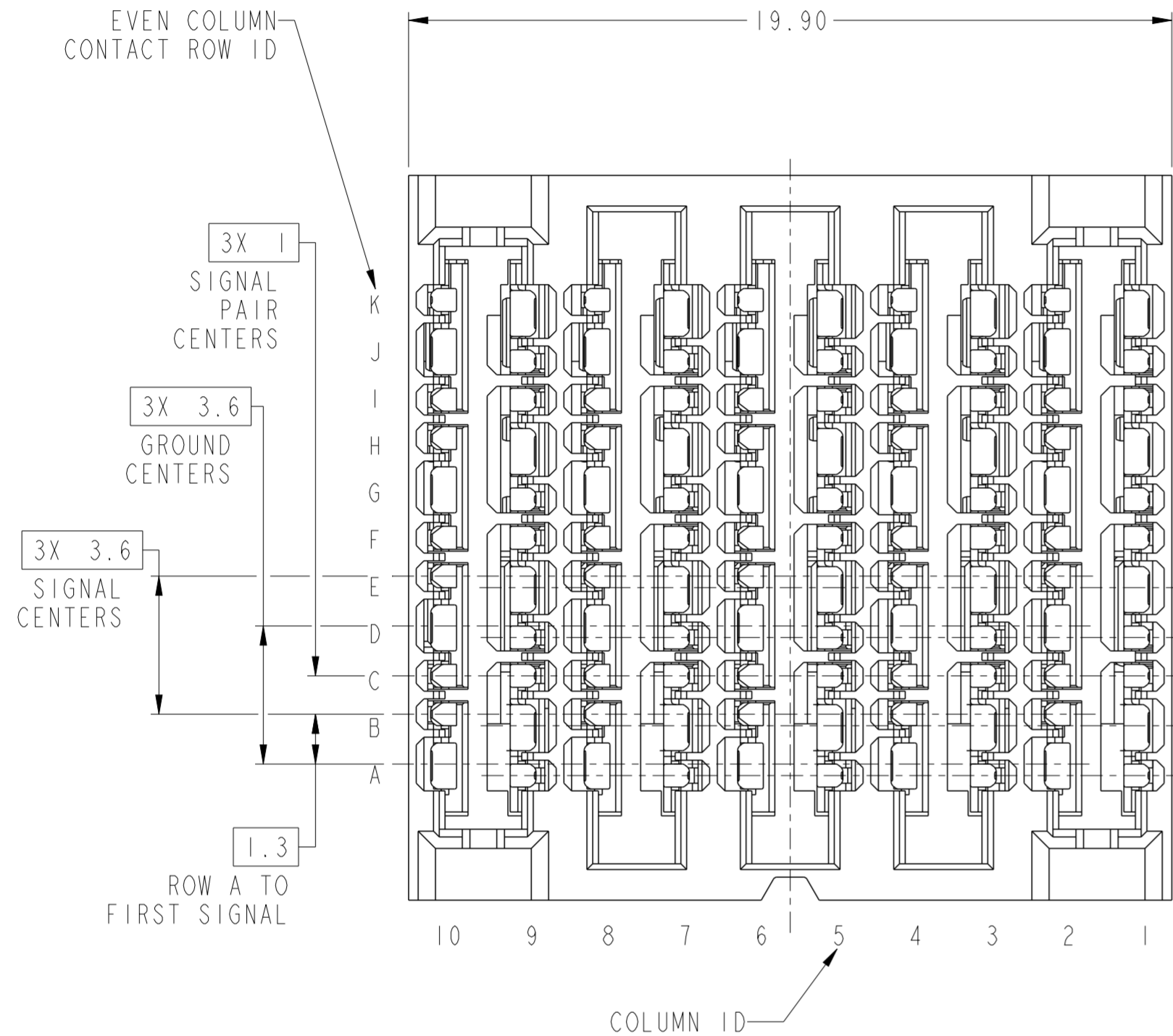
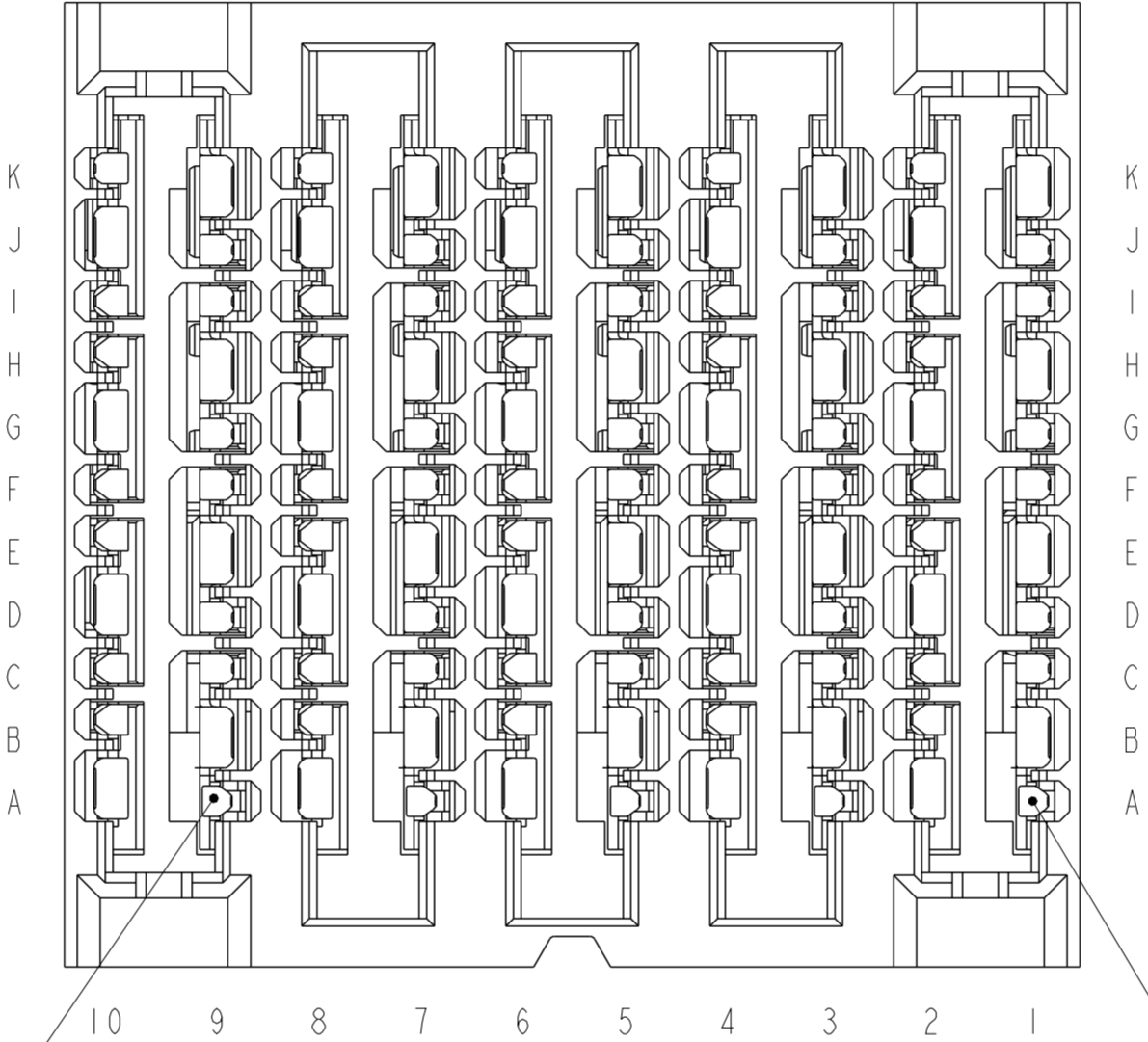


PRODUCT NUMBER
SEE TABLE



10121401-Y01LF (10121401-101LF SHOWN)
STANDARD MATE RECEPTACLE

spec ref	SEE NOTES	dr	Stu Stoner	2012/06/04	projection	MM	size	A2	scale	7:1												
tolerance std	TOLERANCES UNLESS OTHERWISE SPECIFIED	eng	Peng-Bing Fu	2017/10/25			ecn no	ELX-DG-28218-1	rel level	Released												
ASME Y14.5M		chr	Justin Chen	2017/11/29																		
		appr	Heaven Cen	2017/11/30																		
surface	<table border="1"> <tr> <td>linear</td> <td>0.X</td> <td>±.3</td> </tr> <tr> <td></td> <td>0.XX</td> <td>±.10</td> </tr> <tr> <td></td> <td>0.XXX</td> <td>±.050</td> </tr> <tr> <td>angular</td> <td>0°</td> <td>±°</td> </tr> </table>	linear	0.X	±.3		0.XX	±.10		0.XXX	±.050	angular	0°	±°			ExaMAX R.A. RECEPTACLE ASS'Y, 3 PR, 110 POS, 10 IMLA		product family ExaMax	rel level Released	title ExaMAX R.A. RECEPTACLE	cat. no. 10121401	rev B
linear	0.X	±.3																				
	0.XX	±.10																				
	0.XXX	±.050																				
angular	0°	±°																				
Product - Customer Drw							sheet 1 of 10															



ADVANCED MATE
POSITION A9
SEE NOTE 13

ADVANCED MATE
POSITION A1
SEE NOTE 13

10121401-201LF
ADVANCED MATE RECEPTACLE
 ADVANCED MATE POSITIONS ARE POSITIONS A1 AND A9
 FOR ALL DIMENSIONS SEE 10121401-101LF ON SHEET 1

**Amphenol
FCi**

© 2016 AFci

spec ref	SEE NOTES	dr	Stu Stoner	2012/06/04	projection	MM	size	A2	scale	7:1										
tolerance std	ASME Y14.5M	eng	Peng-Bing Fu	2017/10/25			ecn no	ELX-DG-28218-1												
TOLERANCES UNLESS OTHERWISE SPECIFIED		chr	Justin Chen	2017/11/29			rel level	Released												
surface -		appr	Heaven Cen	2017/11/30			product family	ExaMax												
<table border="1"> <tr> <td>linear</td> <td>0.X</td> <td>±.3</td> </tr> <tr> <td></td> <td>0.XX</td> <td>±.10</td> </tr> <tr> <td></td> <td>0.XXX</td> <td>±.050</td> </tr> <tr> <td>angular</td> <td>0°</td> <td>±°</td> </tr> </table>		linear	0.X	±.3		0.XX	±.10		0.XXX	±.050	angular	0°	±°			title ExaMAX R.A. RECEPTACLE ASS'Y, 3 PR, 110 POS, 10 IMLA			dwg no 10121401	rev B
linear	0.X	±.3																		
	0.XX	±.10																		
	0.XXX	±.050																		
angular	0°	±°																		
		cat. no.			Product - Customer Drw			sheet 2 of 10												

1 2 3 4 5 6 7 8

A

B

C

D

E

F

A

B

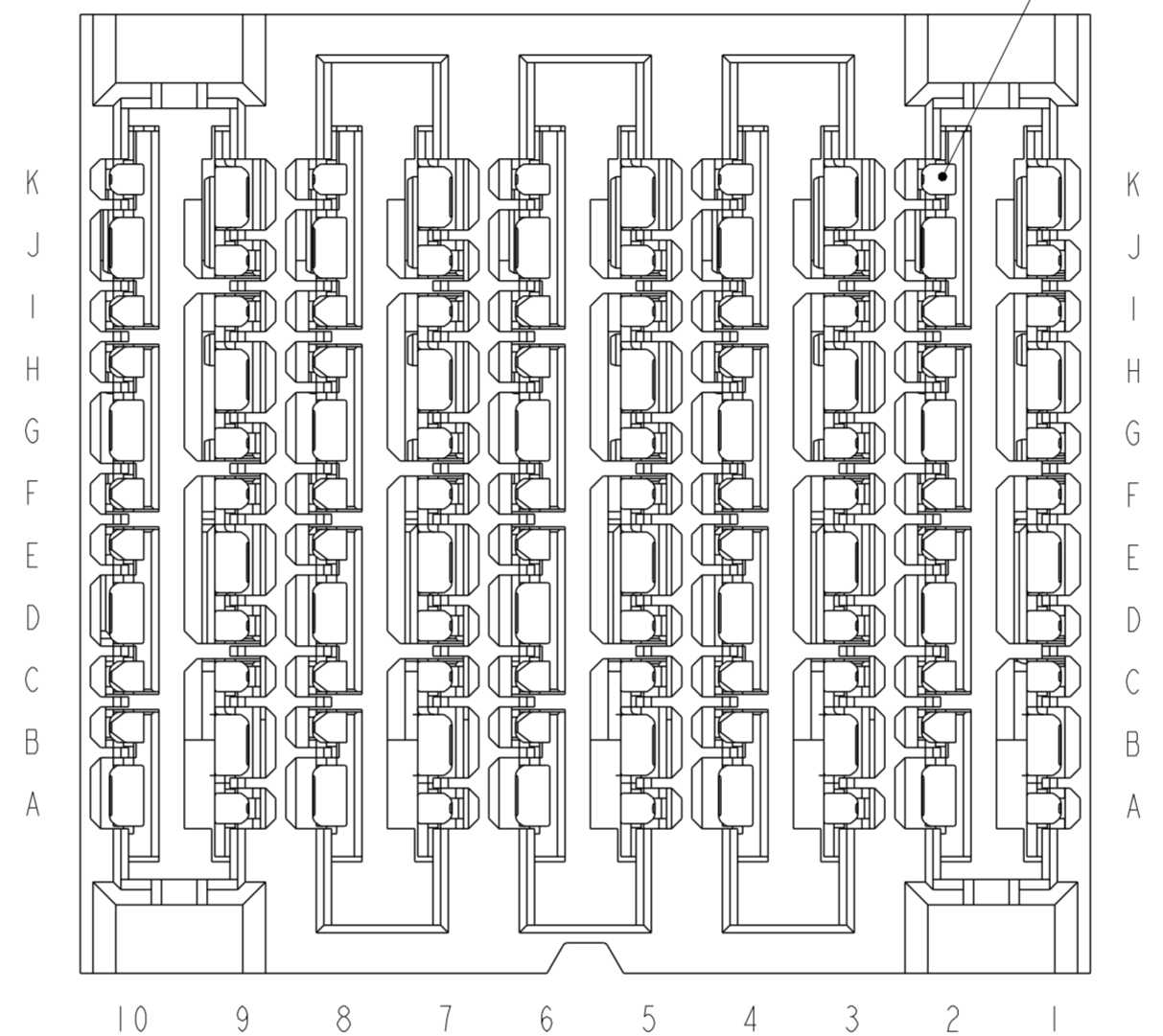
C

D

E

F

SHORT DETECT
POSITION K2
SEE NOTE 14



10121401-301LF
SHORT DETECT RECEPTACLE
SHORT DETECT POSITION IS K2 ONLY
FOR ALL DIMENSIONS SEE 10121401-101LF ON SHEET 1

**Amphenol
FCi**

© 2016 AFci

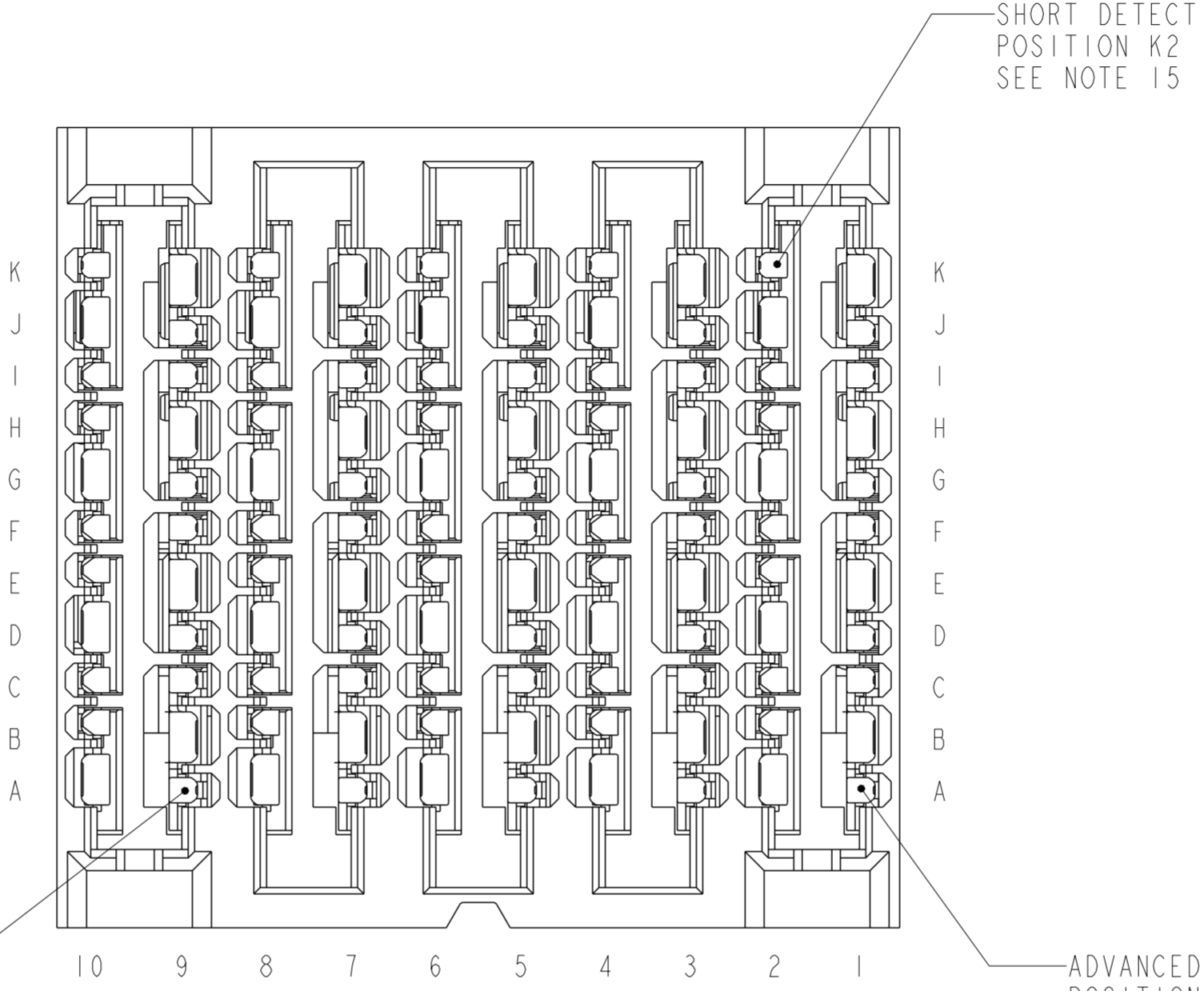
spec ref	SEE NOTES	dr	Stu Stoner	2012/06/04	projection	MM	size	A2	scale	7:1
tolerance std	TOLERANCES UNLESS OTHERWISE SPECIFIED	eng	Peng-Bing Fu	2017/10/25			ecn no	ELX-DG-28218-1	rel level	Released
ASME Y14.5M		chr	Justin Chen	2017/11/29						
surface	-	linear	0.X	±.3		title ExaMAX R.A. RECEPTACLE ASS'Y, 3 PR, 110 POS, 10 IMLA	dwg no 10121401	rev B	cat. no. Product - Customer Drw	sheet 3 of 10
			0.XX	±.10						
			0.XXX	±.050						
		angular	0°	±°						

PDS: Rev :B

STATUS:Released

Printed: Dec 01, 2017

1 2 3 4 5 6 7 8



ADVANCED MATE
POSITION A9
SEE NOTE 15

SHORT DETECT
POSITION K2
SEE NOTE 15

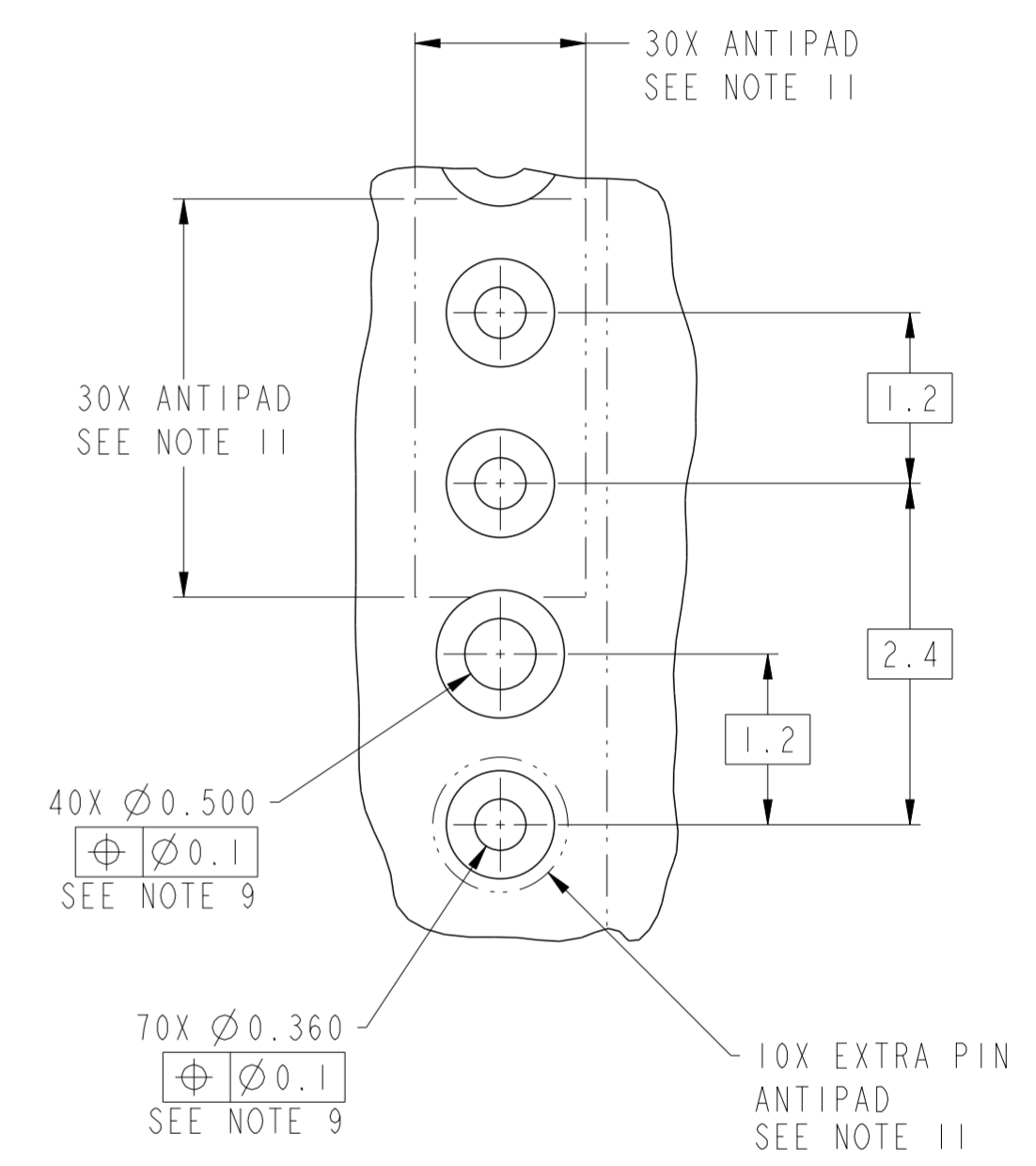
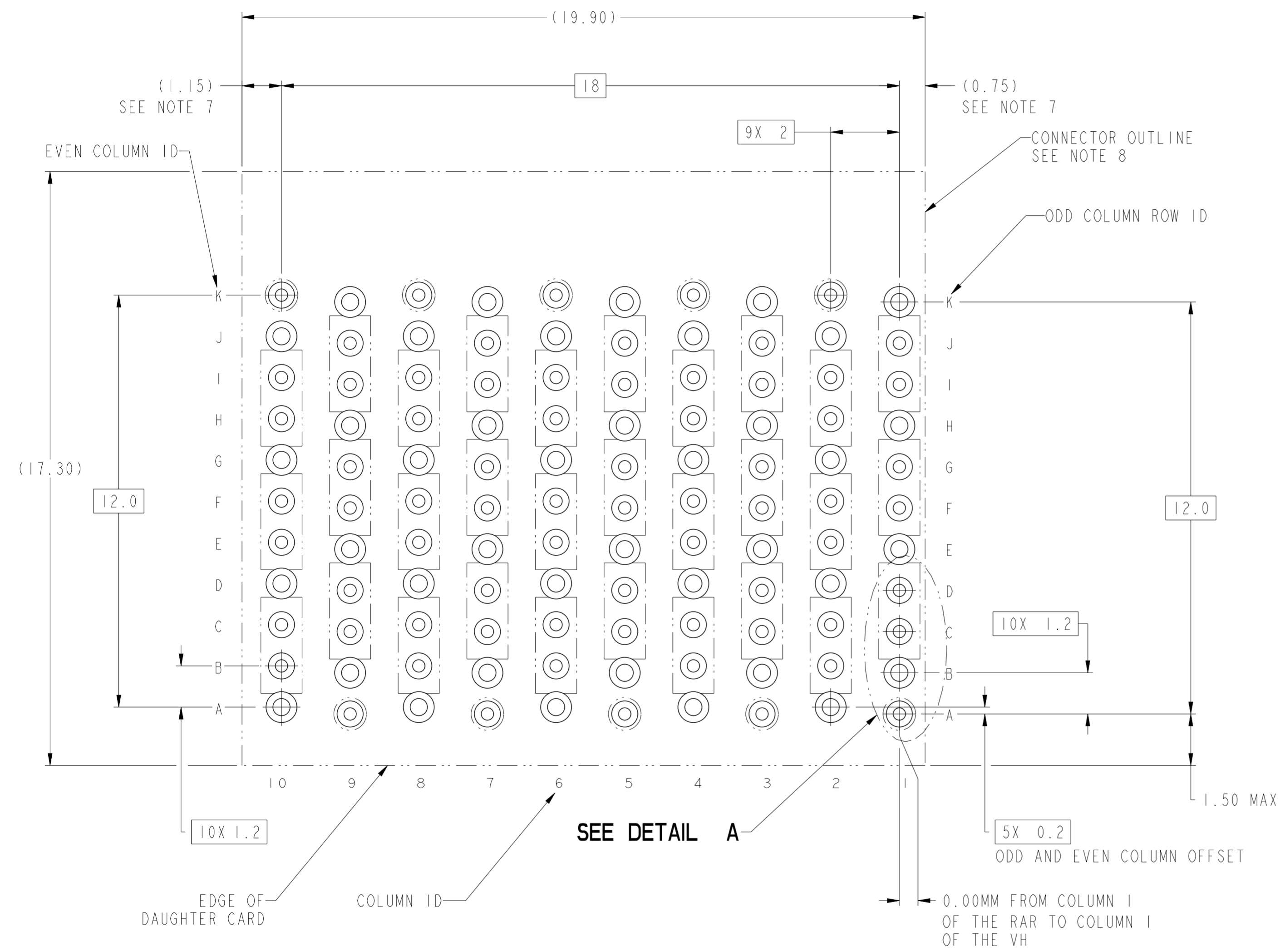
ADVANCED MATE
POSITION A1
SEE NOTE 15

10121401-401LF
ADVANCED MATE/SHORT DETECT RECEPTACLE
ADVANCED MATE POSITIONS ARE POSITIONS A1 AND A9
SHORT DETECT POSITION IS K2 ONLY
FOR ALL DIMENSIONS SEE 10121401-101LF ON SHEET 1

Amphenol
FCi

© 2016 AFci

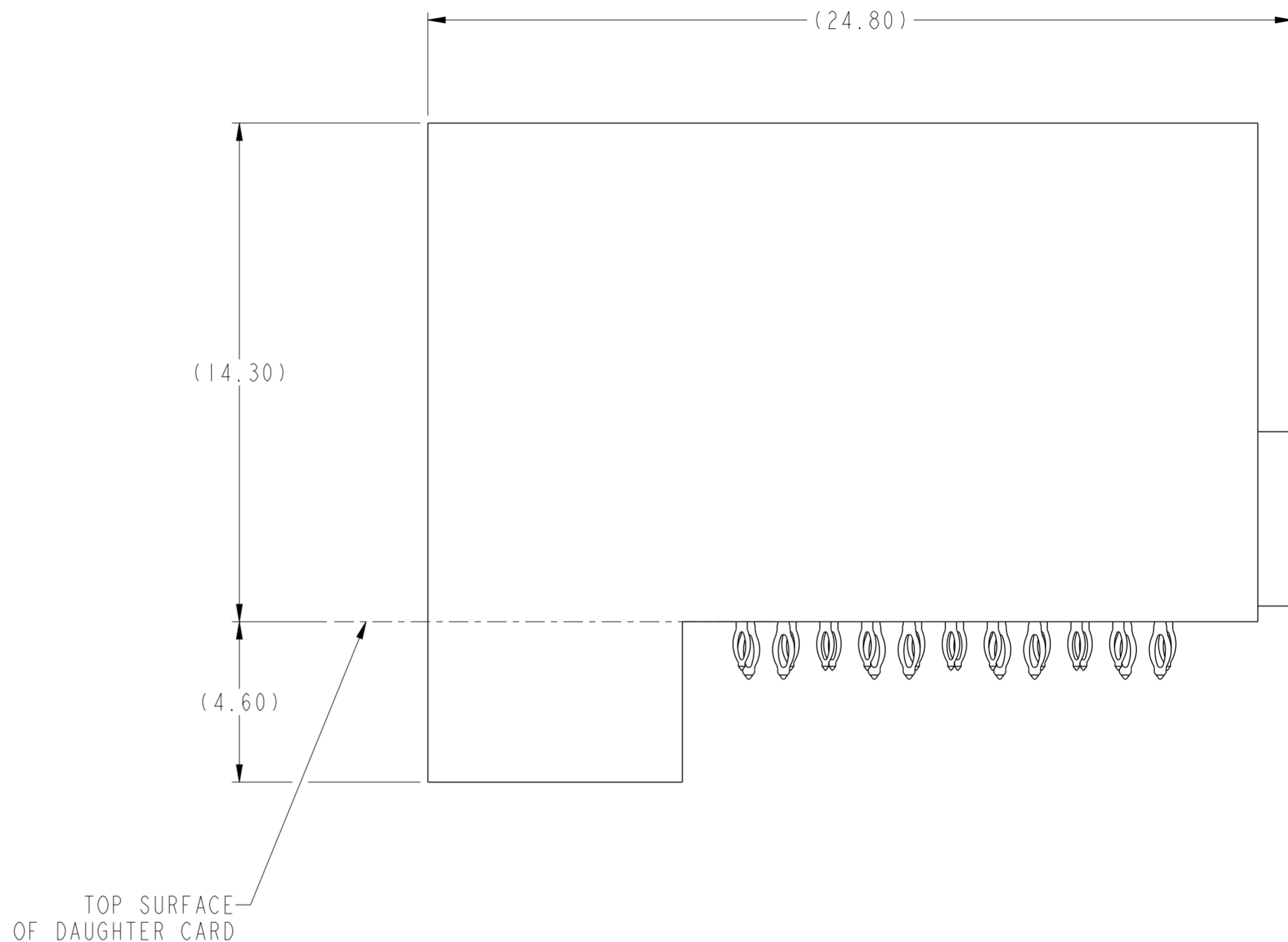
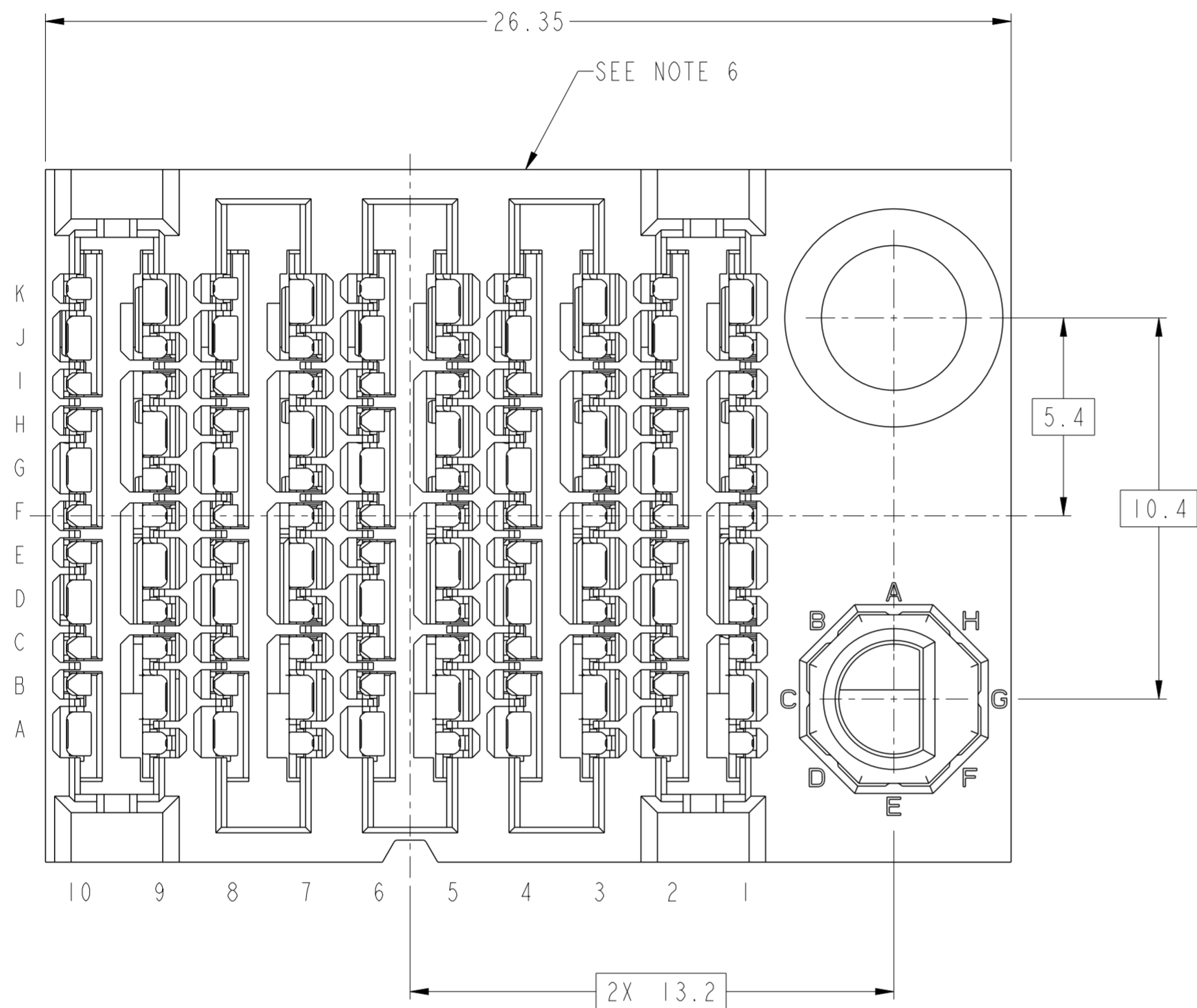
spec ref	SEE NOTES	dr	Stu Stoner	2012/06/04	projection	MM	size	A2	scale	7:1	
tolerance std	ASME Y14.5M	eng	Peng-Bing Fu	2017/10/25			ecn no	ELX-DG-28218-1			
TOLERANCES UNLESS OTHERWISE SPECIFIED 0.X ±.3 0.XX ±.10 0.XXX ±.050 angular 0° ±°		chr	Justin Chen	2017/11/29			rel level	Released			
		appr	Heaven Cen	2017/11/30			product family	ExaMax			
surface	✓	Amphenol FCI		title ExaMAX R.A. RECEPTACLE ASS'Y, 3 PR, 110 POS, 10 IMLA			dwg no 10121401	rev B		cat. no. Product - Customer Drw	sheet 4 of 10



DETAIL A
SCALE 20:1

10121401-X01LF RECOMMENDED PCB LAYOUT
COMPONENT SIDE
NOTES 7, 8, 9, & 11
SCALE 10:1

spec ref	SEE NOTES	dr	Stu Stoner	2012/06/04	projection	MM	size	A2	scale	7:1
tolerance std	TOLERANCES UNLESS OTHERWISE SPECIFIED	eng	Peng-Bing Fu	2017/10/25			ecn no	ELX-DG-28218-1		
ASME Y14.5M		chr	Justin Chen	2017/11/29			rel level	Released		
		appr	Heaven Cen	2017/11/30			product family	ExaMax		
surface	linear	0.X	±.3		title		ExaMAX R.A. RECEPTACLE	dwg no	10121401	
		0.XX	±.10		ASS'Y, 3 PR, 110 POS, 10 IMLA		rev	B		
		0.XXX	±.050		cat. no.	Product - Customer Drw		sheet 5 of 10		
	angular	0°	±°							



10121401-X1ALF THRU 10121401-X1JLF
 RIGHT GUIDANCE (SEE NOTE 17)
 FOR ALL OTHER DIMENSIONS SEE 10121401-101LF ON SHEET 1

Amphenol
FCi

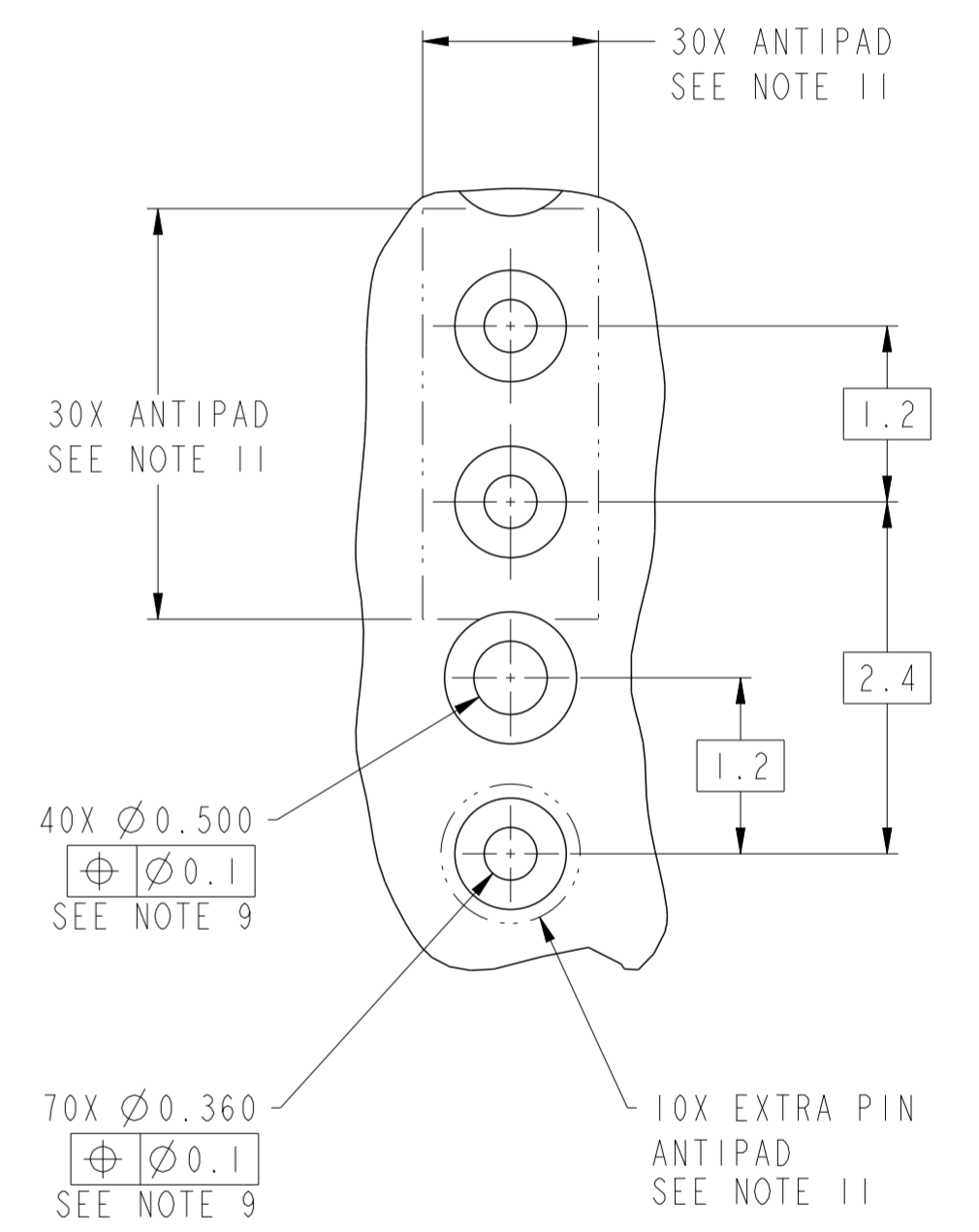
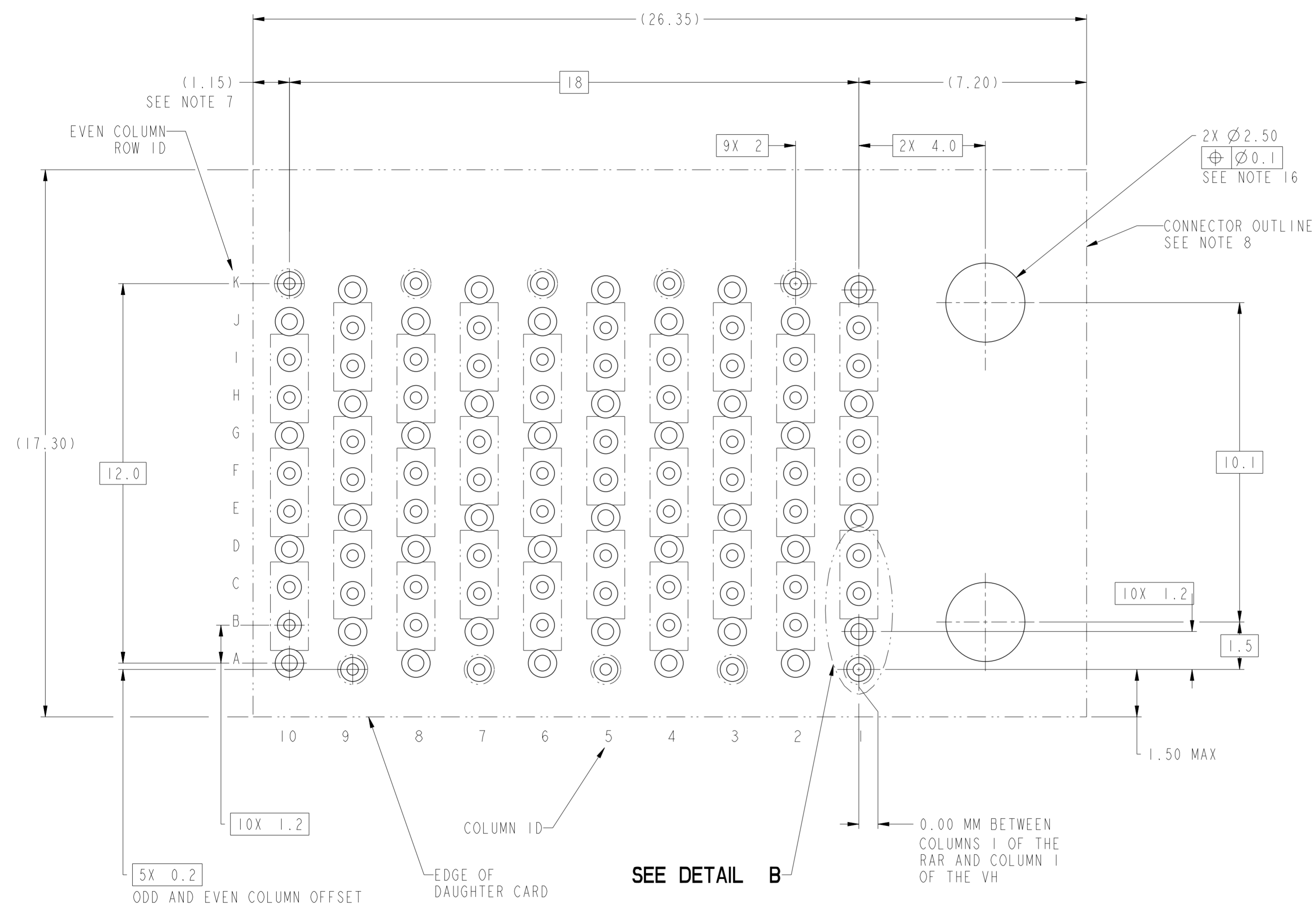
© 2016 AFCI

spec ref	SEE NOTES	dr	Stu Stoner	2012/06/04	projection	MM	size	A2	scale	7:1									
tolerance std	TOLERANCES UNLESS OTHERWISE SPECIFIED	eng	Peng-Bing Fu	2017/10/25			ecn no	ELX-DG-28218-1	rel level	Released									
ASME Y14.5M		chr	Justin Chen	2017/11/29															
		appr	Heaven Cen	2017/11/30															
surface	<table border="1"> <tr> <td>linear</td> <td>0.X</td> <td>±.3</td> </tr> <tr> <td></td> <td>0.XX</td> <td>±.10</td> </tr> <tr> <td></td> <td>0.XXX</td> <td>±.050</td> </tr> <tr> <td>angular</td> <td>0°</td> <td>±°</td> </tr> </table>	linear	0.X	±.3		0.XX	±.10		0.XXX	±.050	angular	0°	±°			title ExaMAX R.A. RECEPTACLE ASS'Y, 3 PR, 110 POS, 10 IMLA		dwg no 10121401	rev B
linear	0.X	±.3																	
	0.XX	±.10																	
	0.XXX	±.050																	
angular	0°	±°																	
		cat. no.		Product - Customer Drw		sheet 6 of 10													

PDS: Rev :B

STATUS:Released

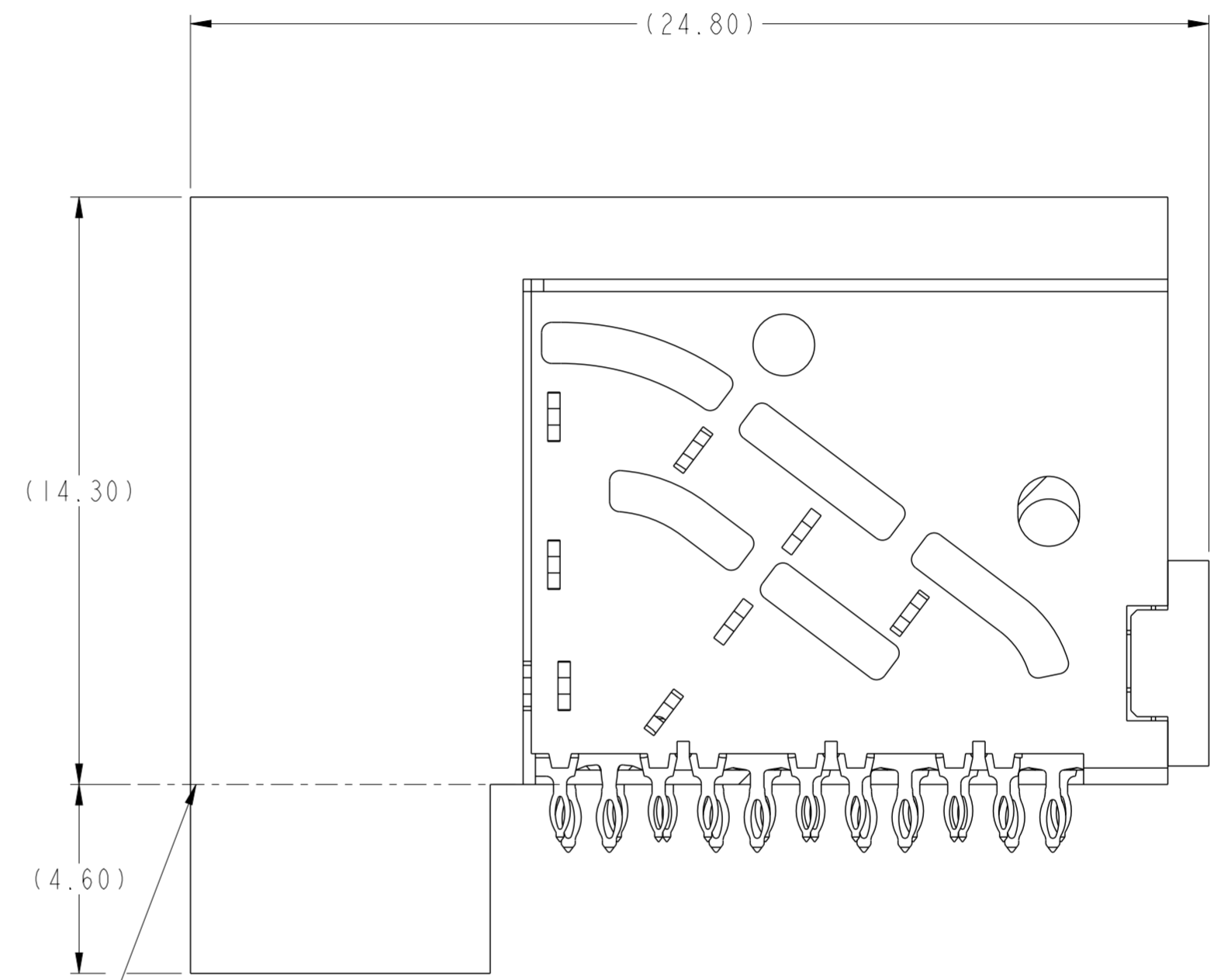
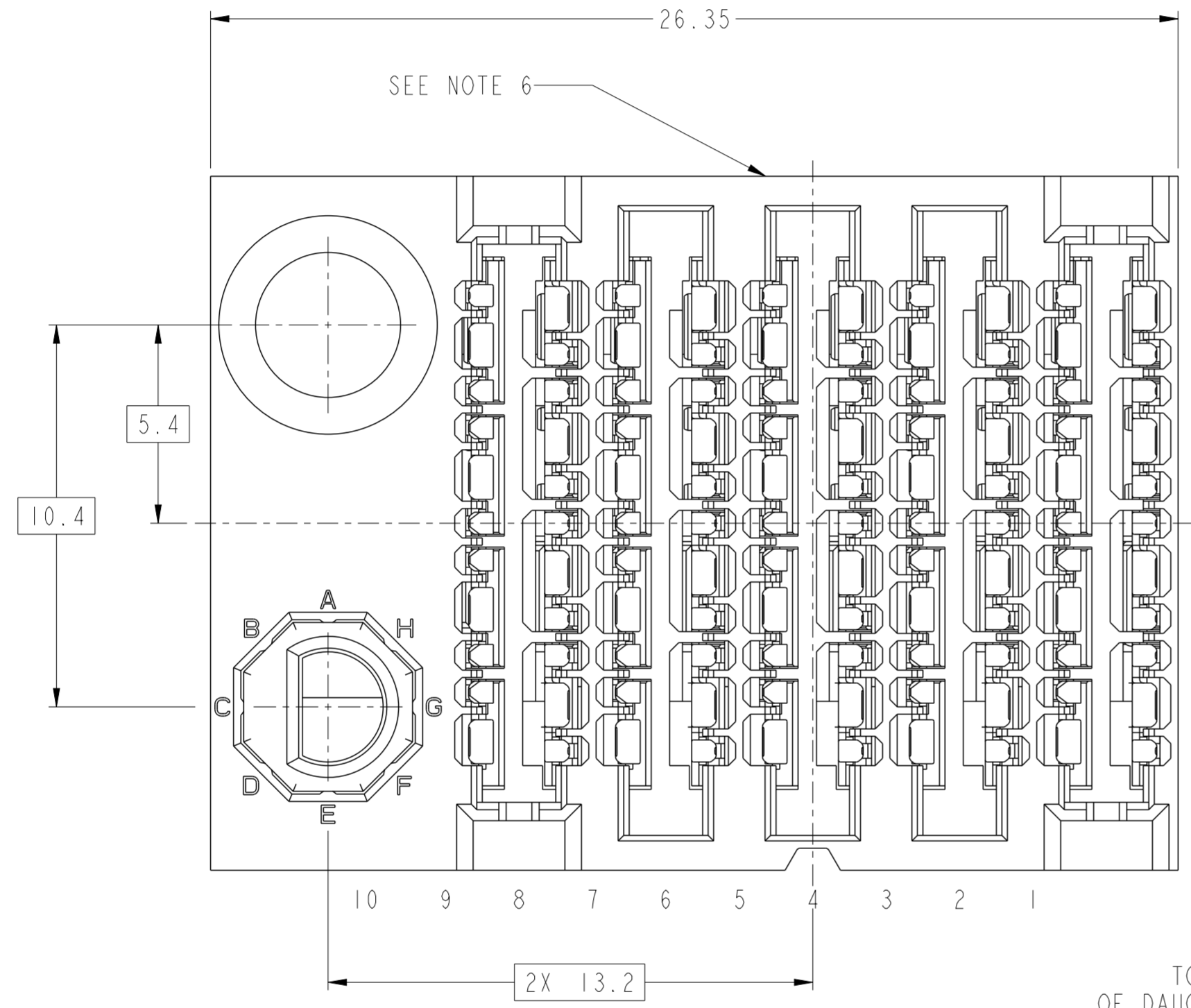
Printed: Dec 01, 2017



DETAIL B
SCALE 20:1

**10121401-X1ALF THRU -X1JLF
RECOMMENDED PCB LAYOUT
COMPONENT SIDE
NOTES 7, 8, 9, 11 & 16
SCALE 10:1**

spec ref	SEE NOTES	dr	Stu Stoner	2012/06/04	projection	MM	size	A2	scale	7:1											
tolerance std	TOLERANCES UNLESS OTHERWISE SPECIFIED	eng	Peng-Bing Fu	2017/10/25			ecn no	ELX-DG-28218-1	rel level	Released											
ASME Y14.5M		chr	Justin Chen	2017/11/29																	
		appr	Heaven Cen	2017/11/30																	
surface	<table border="1"> <tr> <td>linear</td> <td>0.X</td> <td>±.3</td> </tr> <tr> <td></td> <td>0.XX</td> <td>±.10</td> </tr> <tr> <td></td> <td>0.XXX</td> <td>±.050</td> </tr> <tr> <td>angular</td> <td>0°</td> <td>±°</td> </tr> </table>	linear	0.X	±.3		0.XX	±.10		0.XXX	±.050	angular	0°	±°			product family ExaMax		title ExaMAX R.A. RECEPTACLE ASS'Y, 3 PR, 110 POS, 10 IMLA		dwg no 10121401	rev B
linear	0.X	±.3																			
	0.XX	±.10																			
	0.XXX	±.050																			
angular	0°	±°																			
		cat. no.		Product - Customer Drw		sheet 7 of 10															



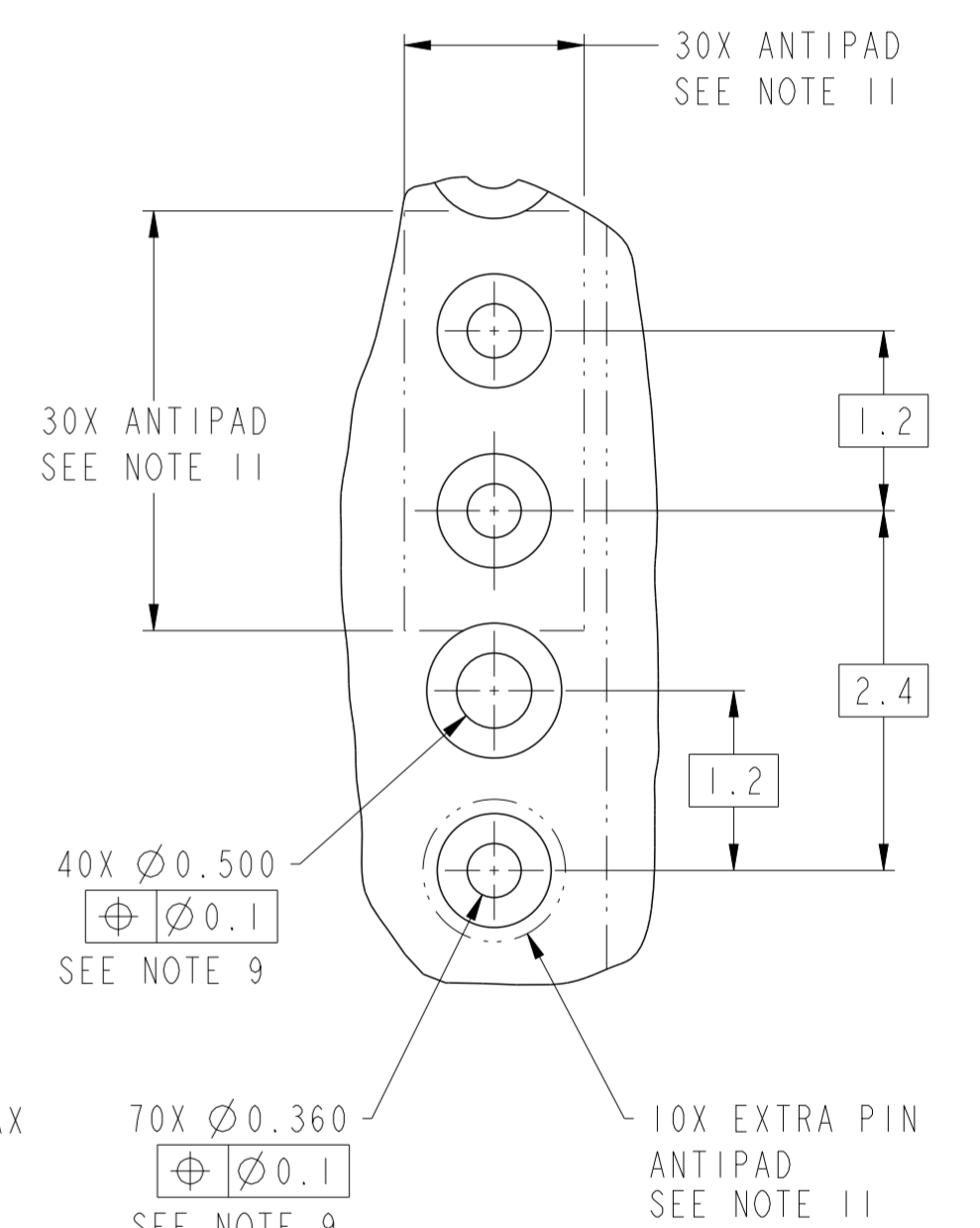
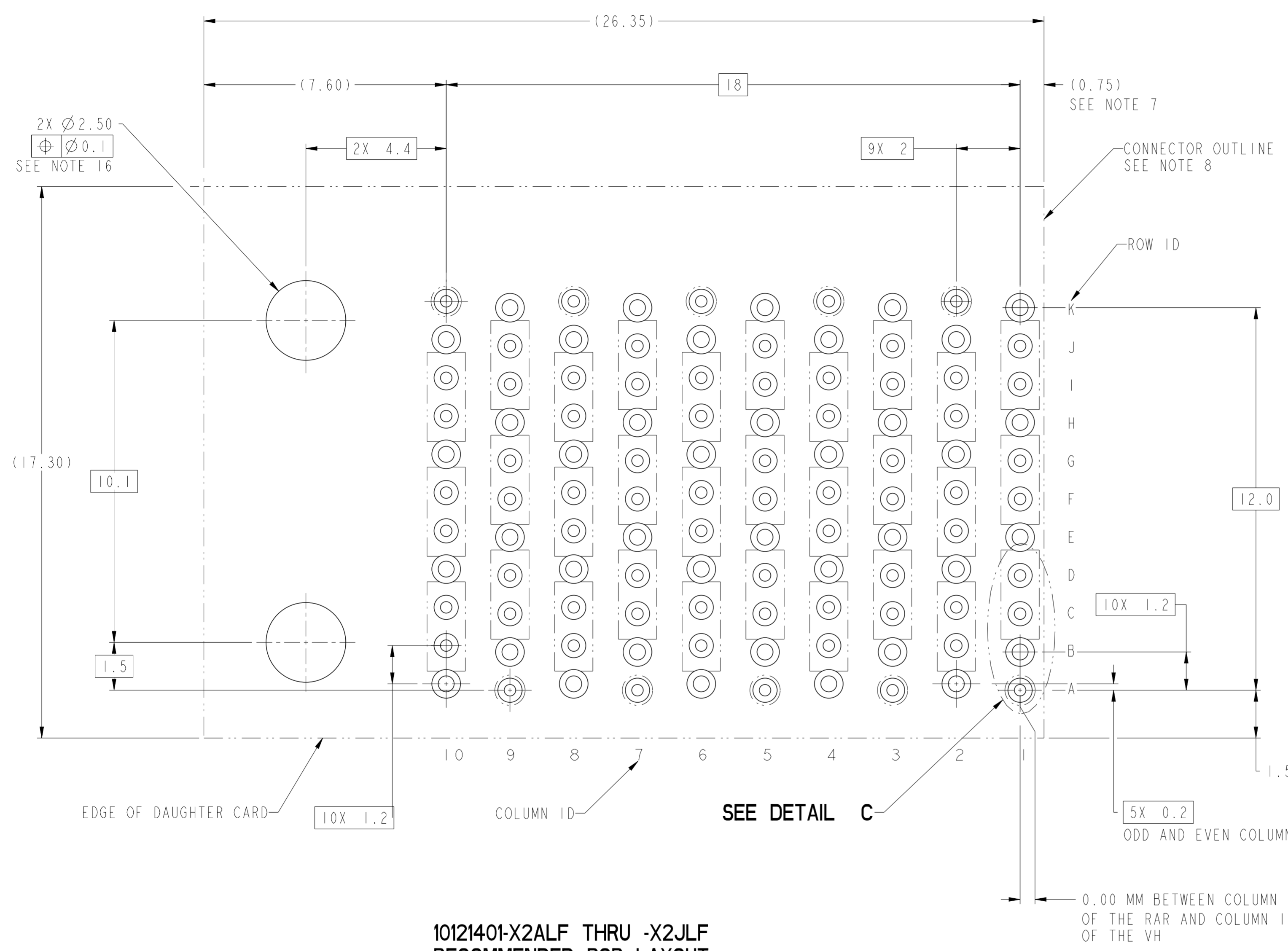
TOP SURFACE OF DAUGHTER CARD

10121401-X2ALF THRU 10121401-X2JLF
 LEFT GUIDANCE (SEE NOTE 17)
 FOR ALL OTHER DIMENSIONS SEE 10121401-101LF ON SHEET 1

Amphenol
 FCI

© 2016 AFCE

spec ref	SEE NOTES	dr	Stu Stoner	2012/06/04	projection	MM	size	A2	scale	7:1											
tolerance std	TOLERANCES UNLESS OTHERWISE SPECIFIED	eng	Peng-Bing Fu	2017/10/25			ecn no	ELX-DG-28218-1	rel level	Released											
ASME Y14.5M		chr	Justin Chen	2017/11/29			product family	ExaMax													
		appr	Heaven Cen	2017/11/30			dwg no	10121401		rev	B										
surface	<table border="1"> <tr> <td>linear</td> <td>0.X</td> <td>±.3</td> </tr> <tr> <td></td> <td>0.XX</td> <td>±.10</td> </tr> <tr> <td></td> <td>0.XXX</td> <td>±.050</td> </tr> <tr> <td>angular</td> <td>0°</td> <td>±°</td> </tr> </table>	linear	0.X	±.3		0.XX	±.10		0.XXX	±.050	angular	0°	±°			title ExaMAX R.A. RECEPTACLE ASS'Y, 3 PR, 110 POS, 10 IMLA		cat. no. Product - Customer Drw		sheet 8 of 10	
linear	0.X	±.3																			
	0.XX	±.10																			
	0.XXX	±.050																			
angular	0°	±°																			



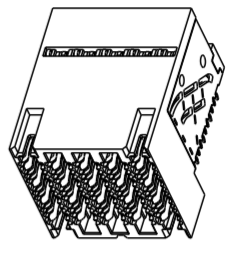
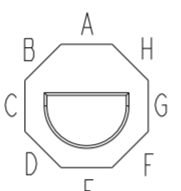
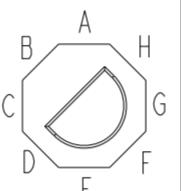
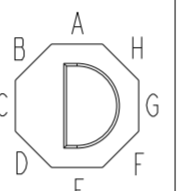
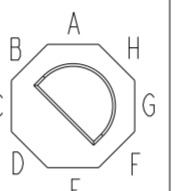
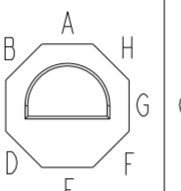
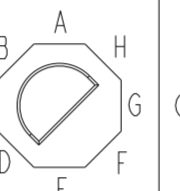
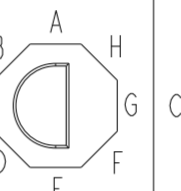
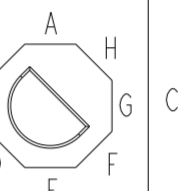
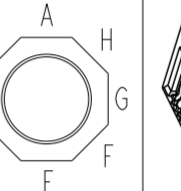
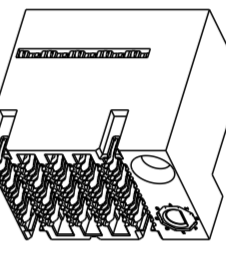
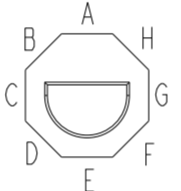
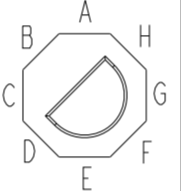
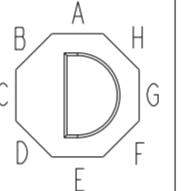
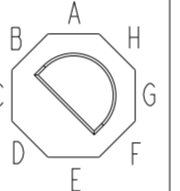
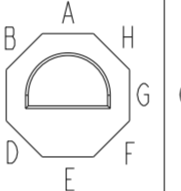
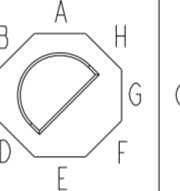
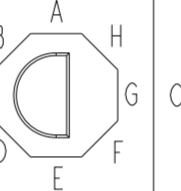
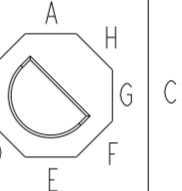
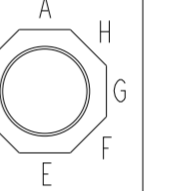
**10121401-X2ALF THRU -X2JLF
RECOMMENDED PCB LAYOUT
COMPONENT SIDE
NOTES 7, 8, 9, 11 & 16
SCALE 10:1**

**DETAIL C
SCALE 20:1**

spec ref	SEE NOTES	dr	Stu Stoner	2012/06/04	projection	MM	size	A2	scale	1:1	
tolerance std	TOLERANCES UNLESS OTHERWISE SPECIFIED	eng	Peng-Bing Fu	2017/10/25			ecn no	ELX-DG-28218-1	rel level	Released	
ASME Y14.5M		chr	Justin Chen	2017/11/29							
		appr	Heaven Cen	2017/11/30							
surface	linear	0.X	±.3		Amphenol FCI title ExaMAX R.A. RECEPTACLE ASS'Y, 3 PR, 110 POS, 10 IMLA	product family ExaMax	dng no 10121401	rev B	angular 0° ±°	cat. no. Product - Customer Drw	sheet 9 of 10
		0.XX	±.10								
		0.XXX	±.050								

1012401 - Y Y Y L F

ASSEMBLY PART NUMBER	DESCRIPTION
1012401-1YYLF	STANDARD MATE
1012401-2YYLF	ADVANCED MATE
1012401-3YYLF	SHORT DETECT
1012401-4YYLF	ADVANCED MATE & SHORT DETECT

MODULE DESCRIPTION	DESIGNATION REPRESENTED IN DASH NUMBER										BASE MODULE
	1A	1B	1C	1D	1E	1F	1G	1H	1J (NO KEY)		
WITHOUT END GUIDES MODULE (SEE SHEET 1)	01										
RIGHT GUIDANCE MODULE (SEE SHEET 6)											
	LEFT GUIDANCE MODULE (SEE SHEET 8)										

NOTES:


- ① - CONNECTOR MATERIALS:
HOUSING: HIGH TEMP THERMOPLASTIC, BLACK, UL94-V0
IMLA PLASTIC: HIGH TEMP THERMOPLASTIC, BLACK, UL94-V0
CONTACT: COPPER ALLOY
ORGANIZER: HIGH TEMP THERMOPLASTIC, BLACK, UL94-V0
- 2 - CONTACT PLATING:
SEPARABLE INTERFACE:
PERFORMANCE-BASED PLATING, QUALIFIED TO MEET THE REQUIREMENTS OF FCI PRODUCT SPECIFICATION GS-12-1096 INCLUDING TELCORDIA GR-1217-CORE (NOVEMBER 1995) CENTRAL OFFICE TEST SEQUENCE

PRESS-FIT TAILS: TIN OVER NICKEL (LEAD FREE)
- 3 - PRODUCT SPECIFICATION: GS-12-1096
- 4 - APPLICATION SPECIFICATION GS-20-0361.
- 5 - PACKAGING MEETS GS-14-920 LEAD FREE LABELING SPECIFICATION.
- ⑥ - PRODUCT MARKING, (PROTOTYPE, PART NUMBER & LOT CODE), ON THIS SURFACE.
- ⑦ - THE MINIMUM VIA SPACING BETWEEN STACKED CONNECTORS IS 2.0 MM FOR THIS RAR AND THE MATING HEADER. REFER TO THE APPLICATION SPECIFICATION FOR DETAILS.
- ⑧ - CONNECTOR OUTLINE MAY BE SCREEN PRINTED ONTO CUSTOMER PCB TO BE USED AS A GUIDE FOR MANUAL CONNECTOR PLACEMENT.
- ⑨ - REFER TO CUSTOMER DRAWING 10119933 FOR INFORMATION ON PCB HOLE DIAMETERS AND PLATING OPTIONS
- ⑩ - THIS PRODUCT MEETS THE EUROPEAN UNION DIRECTIVES & OTHER COUNTRY REGULATIONS AS DESCRIBED IN GS-47-0004.
- ⑪ - REFER TO ROUTING GUIDE GS-20-0511 FOR RECOMMENDATIONS ON OPTIMIZATION OF FOOTPRINT AND TRACE ROUTING LAYOUT.
- 12 - THE HOUSING WILL WITHSTAND EXPOSURE TO 260° C PEAK TEMPERATURE FOR 10-30 SECONDS IN A CONVECTION, INFRA-RED OR VAPOR PHASE REFLOW OVEN.
- ⑬ - THE ADVANCED MATE RECEPTACLE, 1012401-2YYLF, WHEN MATED WITH AN ADVANCED MATE VERTICAL HEADER OR AN ADVANCED MATE RIGHT ANGLE HEADER WILL PROVIDE 2 PAIRS OF MATING CONTACTS THAT MATE 0.75MM BEFORE THE REMAINDER OF THE SIGNAL AND GROUND CONTACTS.

- ⑭ - THE SHORT DETECT RECEPTACLE, 1012401-3YYLF, WHEN MATED WITH A STANDARD MATE VERTICAL HEADER OR A STANDARD MATE RIGHT ANGLE HEADER WILL PROVIDE 1 PAIR OF MATING CONTACTS THAT MATE 1.00MM AFTER THE REMAINDER OF THE SIGNAL AND GROUND CONTACTS.
- ⑮ - THE ADVANCE MATE/SHORT DETECT RECEPTACLE, 1012401-4YYLF, WHEN MATED WITH AN ADVANCED MATE VERTICAL HEADER OR AN ADVANCED MATE RIGHT ANGLE HEADER WILL PROVIDE 2 PAIRS OF MATING CONTACTS THAT MATE 0.75MM BEFORE THE REMAINDER OF THE SIGNAL AND GROUND CONTACTS AND 1 PAIR OF MATING CONTACTS THAT MATE 1.00MM AFTER THE REMAINDER OF THE SIGNAL AND GROUND CONTACTS.
- ⑯ - FOR CONNECTORS WITH EITHER A RIGHT OR LEFT GUIDE MODULE, TWO PHILLIPS PAN HEAD M2 HOLD DOWN SCREW MUST BE USED TO SECURE THE CONNECTOR TO THE PCB. THE SCREW LENGTH SHALL BE 2.0-6.0mm PLUS THE THICKNESS OF THE BOARD. SCREWS ARE NOT PROVIDED WITH CONNECTOR.
- ⑰ - LEFT / RIGHT INTEGRATED GUIDE ORIENTATION IS DETERMINED BY THE LOCATION OF THE GUIDE FEATURE WHEN LOOKING AT THE MATING FACE OF THE RIGHT ANGLE RECEPTACLE. THE LEFT / RIGHT DESIGNATION OF THE MATING HEADER IS DEFINED BY THE RIGHT ANGLE RECEPTACLE THAT IT MATES WITH (i. e. A RIGHT GUIDE VERTICAL HEADER MATES WITH A RIGHT GUIDE RIGHT ANGLE RECEPTACLE.)
- ⑱ - ALL GROUND CONTACTS ARE COMMONED WITHIN A COLUMN.

Amphenol FCI

© 2016 AFCI

spec ref	SEE NOTES	dr	Stu Stoner	2012/06/04	projection	MM	size	A2	scale	1:1	
tolerance std	TOLERANCES UNLESS OTHERWISE SPECIFIED	eng	Peng-Bing Fu	2017/10/25		← →	ecn no	ELX-DG-28218-1	rel level	Released	
ASME Y14.5M		chr	Justin Chen	2017/11/29							product family
surface	linear	appr	Heaven Cen	2017/11/30	Amphenol FCI		title	ExaMAX R.A. RECEPTACLE		rev	B
	angular				ASS'Y, 3 PR, 110 POS, 10 IMLA		cat. no.	Product - Customer Drw		sheet 10 of 10	

Mouser Electronics

Authorized Distributor

Click to View Pricing, Inventory, Delivery & Lifecycle Information:

[FCI / Amphenol:](#)

[10121401-101LF](#)