

PRODUCT NUMBER
98424-X52-XX-XXXLF

PLATING

- S = 0.38µm GOLD/GXT ON CONTACT AREA
2µm MIN MATTE TIN ON TAIL
- G = 0.76µm GOLD/GXT ON CONTACT AREA
2µm MIN MATTE TIN ON TAIL
- F = GOLD FLASH ON CONTACT AREA
2µm MIN MATTE TIN ON TAIL
- T = 2.0-6.0µm FULL MATTE TIN
- 1.27µm Ni MIN UNDERLAYER

- RoHS COMPATIBLE, SEE NOTE 8
- POLARIZATION (SEE NOTE 7)
- PACKAGING OPTIONAL LETTER (SEE NOTE 5)
- TOTAL NB OF POSITIONS, 04 TO 50
- COLOR OPTION NOTE 1

NOTES:

1. MATERIAL HOUSING: HIGH TEMP. THERMOPLASTIC UL-94VO
- = STANDARD COLOR CREAM
B = OPTIONAL COLOR BLACK
2. MATERIAL TERMINAL: COPPER ALLOY
3. TO DETERMINE DIMENSIONS:
N = NUMBER OF POSITIONS PER ROW
4. 7N MIN. PIN RETENTION IN EITHER DIRECTION.
5. PACKAGING:
= STANDARD PACKAGING IN POLYBAGS
- = POLYBAGS PACKAGING WHEN POLARISATION FEATURE APPLICABLE
U = TUBE AVAILABLE FROM 08 TO 50 POS
A = TAPE AND REEL WITH PICK UP CAP, AS AVAILABLE
K = TAPE AND REEL WITHOUT PICK UP CAP, AS AVAILABLE.
C = TAPE AND REEL WITH SPECIAL LARGE CAP, ONLY FOR 98424-Y52-06CLF FOR ALL SPECIAL PACKAGING, FCI TO BE CONTACTED
UV = TUBE WITHOUT PICK UP CAP FOR CUSTOMER DEDICATED PART
AV = TAPE & REEL WITH PICK UP CAP FOR CUSTOMER DEDICATED PART
KV = TAPE & REEL WITHOUT PICK UP CAP FOR CUSTOMER DEDICATED PART

6. DIM "C" = (N x 2) + 1.4
EXAMPLE: N = 7
DIM "c" = (7 x 2) + 1.4 = 15.4 mm

7. FOR POLARIZATION, SPECIFIED PIN
EXAMPLE : A03 = ROW A, POSITION 03 TO OMIT PIN
OMIT FROM PRODUCT NUMBER IF THIS FEATURE IS NOT APPLICABLE

8. RoHS COMPATIBLE PRODUCT SPECIFICATIONS

a - PLATING:

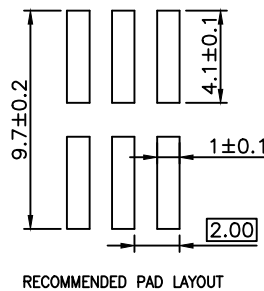
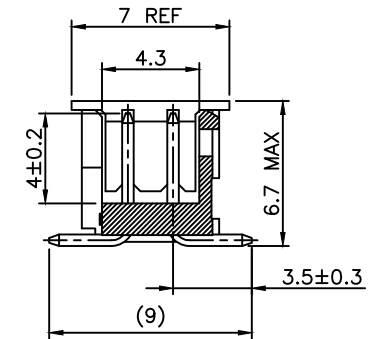
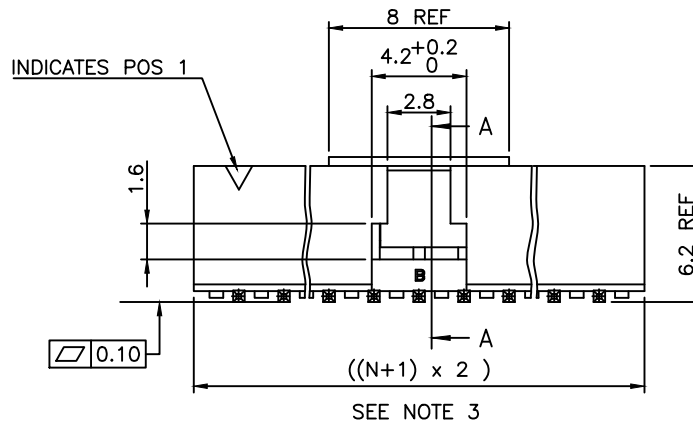
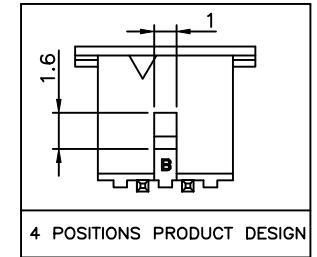
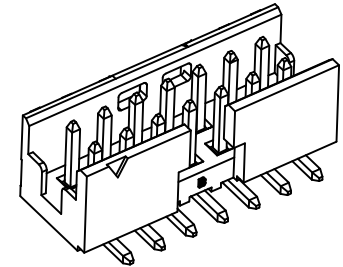
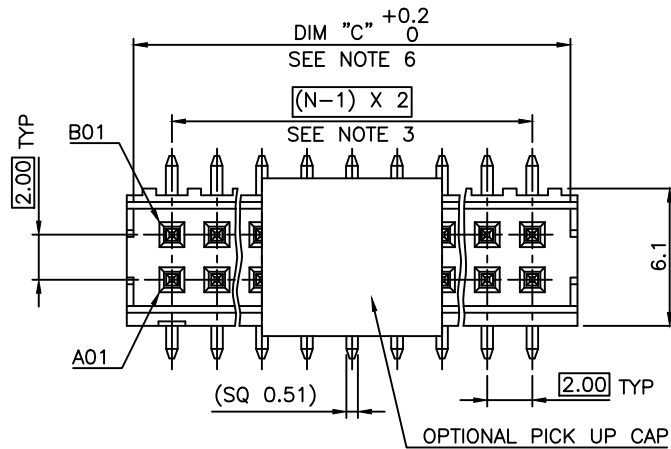
- "LF" MEANS THE PRODUCT IS LEAD-FREE,
2µm MINIMUM MATTE TIN OVER 1.27µm
MINIMUM NICKEL UNDERPLATE.

b - MANUFACTURING PROCESS COMPATIBILITY

- THE HOUSING WILL WITHSTAND EXPOSURE TO
260°C PEAK TEMPERATURE FOR 30 SECONDES
MAX IN A CONVECTION, INFRA-RED OR VAPOR
PHASE OR REFLOW OVEN.

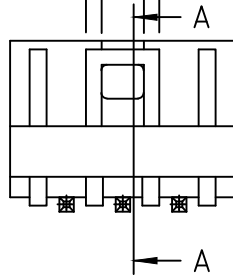
c - LABELLING:

- MEETS PACKAGING SPECS AS PER GS-14-920
- d - THIS PRODUCT MEETS EUROPEAN DIRECTIVES
AND OTHER COUNTRY REGULATIONS AS DISCRIBED
IN GS-47-0004.

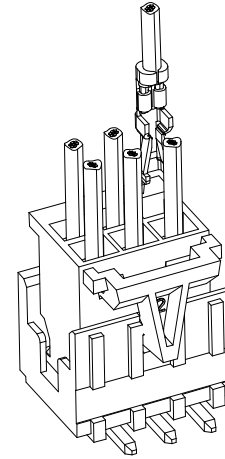
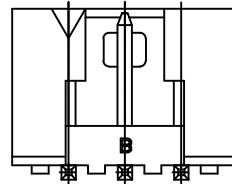
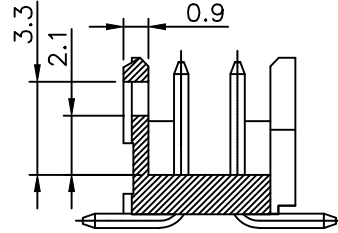


mat'l. code SEE NOTES		surface ISO 1302 ✓	tolerance ISO 406 ISO 1101	projection mm	product family MINITEK
ltr	ecn no	dr	date	title SHR HEADER 2.00 VERTICAL SMT	
W	B-26204	JCA	17.02.27	scale 1:1	
R	B-18975	LMU	14.10.01	sheet 1 of 2 size 98424 A3	
S	B-19190	LMU	14.10.24	type CUSTOMER Drawing	
T	B-19797	AMA	14.12.16	revision 1 2	
U	B-19988	LMU	15.01.13	index sheet	
V	F-23051	AMA	16.01.15	sheet	

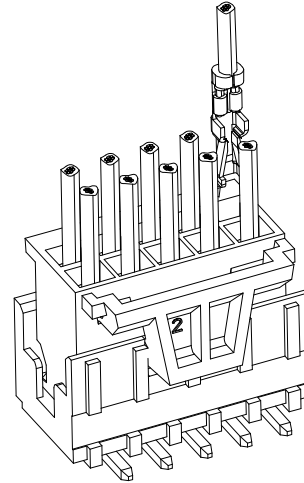
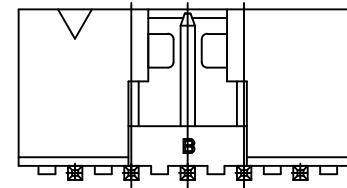
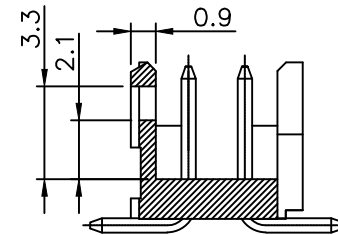
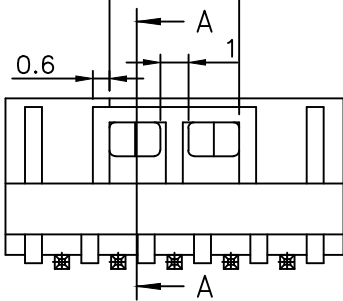
2.6
1.5



2x3 POS AND 2x4 POS CONFIGURATION
NO LATCHING AVAILABLE FOR 2x2 POS



4.6



2x5 POS UP TO 2x25 POS CONFIGURATION

LATCHING FEATURES WHEN USED IN COMBINATION
WITH ACTIVE LATCH HOUSING 10073599

mat'l. code		surface		tolerance		projection		product family	
SEE NOTES		ISO 1302 ✓		ISO 406 ISO 101				MINITEK	
ltr	ecn no	dr	date	tolerances unless otherwise specified				title	
A	F08-0113	LMU	08.01.17	angles	X.X ±0.3	mm		SHR HEADER	
				linear	X.XX ±0.13	scale 1:1		2.00 VERTICAL SMT	
					X.XXX ±0.05			dwg no	
		dr	L.MULIN	07.11.06				sheet 2 of - size	
		enr	J.COMPAGNON	07.11.06				98424 A3	
		chr						type	
		appd	JM.C	07.11.06				CUSTOMER Drawing	
sheet	revision								
index	sheet								



Copyright FCI

Mouser Electronics

Authorized Distributor

Click to View Pricing, Inventory, Delivery & Lifecycle Information:

FCI / Amphenol:

[98424-G52-08A](#) [98424-G52-08ALF](#) [98424-G52-10A](#) [98424-G52-12A](#) [98424-G52-14A](#) [98424-G52-06LF](#) [98424-S52-50A](#) [98424-S52-08A](#) [98424-F52-04LF](#) [98424-F52-04ALF](#) [98424-F52-06LF](#) [98424-F52-08LF](#) [98424-F52-08ALF](#) [98424-F52-10LF](#) [98424-F52-10ALF](#) [98424-F52-12LF](#) [98424-F52-12ALF](#) [98424-F52-14LF](#) [98424-F52-14ALF](#) [98424-F52-16LF](#) [98424-F52-16ALF](#) [98424-F52-18LF](#) [98424-F52-18ULF](#) [98424-F52-20LF](#) [98424-F52-20ALF](#) [98424-F52-24LF](#) [98424-F52-24ALF](#) [98424-F52-28LF](#) [98424-F52-28ALF](#) [98424-F52-34LF](#) [98424-F52-34ULF](#) [98424-F52-44LF](#) [98424-F52-44ALF](#) [98424-F52-48LF](#) [98424-F52-48ULF](#) [98424-F52-50LF](#) [98424-F52-50ALF](#) [98424-F52-50ULF](#) [98424-G52-04LF](#) [98424-G52-08LF](#) [98424-G52-10LF](#) [98424-G52-10ALF](#) [98424-G52-12LF](#) [98424-G52-12ALF](#) [98424-G52-14LF](#) [98424-G52-16LF](#) [98424-G52-16ALF](#) [98424-G52-18LF](#) [98424-G52-18ALF](#) [98424-G52-20LF](#) [98424-G52-20ALF](#) [98424-G52-26LF](#) [98424-G52-26ALF](#) [98424-G52-30LF](#) [98424-G52-34LF](#) [98424-G52-34ALF](#) [98424-G52-40LF](#) [98424-G52-40ALF](#) [98424-G52-44LF](#) [98424-G52-44ALF](#) [98424-G52-50LF](#) [98424-G52-50ALF](#) [98424-S52-04LF](#) [98424-S52-04ALF](#) [98424-S52-06LF](#) [98424-S52-08LF](#) [98424-S52-10LF](#) [98424-S52-10ALF](#) [98424-S52-12LF](#) [98424-S52-12ALF](#) [98424-S52-14LF](#) [98424-S52-14ALF](#) [98424-S52-20LF](#) [98424-S52-20ULF](#) [98424-S52-22LF](#) [98424-S52-30ALF](#) [98424-S52-44ALF](#) [98424-F52-06ALF](#) [98424-F52-08ULF](#) [98424-F52-10ULF](#) [98424-F52-12ULF](#) [98424-F52-14U](#) [98424-F52-14ULF](#) [98424-F52-16ULF](#) [98424-F52-18ALF](#) [98424-F52-20ULF](#) [98424-F52-22ALF](#) [98424-F52-22LF](#) [98424-F52-24ULF](#) [98424-F52-26ALF](#) [98424-F52-26LF](#) [98424-F52-28KLF](#) [98424-F52-30ALF](#) [98424-F52-30LF](#) [98424-F52-32LF](#) [98424-F52-34ALF](#) [98424-F52-36ALF](#) [98424-F52-36LF](#) [98424-F52-38LF](#) [98424-F52-40ALF](#)