SMB Cable Connectors
RF179

SERIES	END 1 CONNECTOR	END 2 CONNECTOR	OVERALL LENGTH
RF179 = RG 179 Cable	**–77SP1** = 75 Ω SMB Straight Plug **–77RP1** = 75 Ω SMB Right-angle Plug		**–"XXXX"** = Overall Length in millimeters –0100 (100 mm) 3.94" minimum

ALSO AVAILABLE

75 Ω: DIN 1.0/2.3, BNC, MCX, MMCX = RF179

SMB Cable Connectors
SMB7H-TH, SMB7H-EM

Cable Mates:
RF179, GRF7H-C



SMB7H	GENDER	TYPE	PLATING	ORIENTATION	TERMINATION
	–J = Jack	**–P** = PCB Mount	**–H** = 30 µ" (0.76 µm) Gold center contact, 3 µ" (0.08 µm) Gold outer contact	**–ST** = Straight **–RA** = Right-angle	**–TH1** = Through-hole ((0.90 mm) .035" DIA Signal Pin) **–TH2** = Through-hole ((0.51 mm) .020" DIA Signal Pin) (–ST only) **–EM1** = Edge Mount (–ST only)

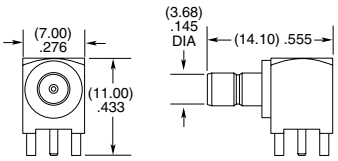

-RA-TH1

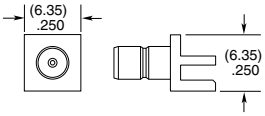

-ST-EM1

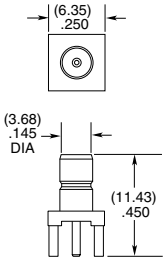

-ST-TH1 & -ST-TH2

Note:
Additional plating options available on Cable Assemblies, Cable Connectors and Board Connectors. Contact RFGroup@samtec.com

SMB Cable Connectors
SMB7H-CA

CONNECTORS FOR INDUSTRY STANDARD CABLES	
SMB7H -P-C-H-ST-CA3	RG 179 Cable
SMB7H-P-C-HF-RA-CA3	RG 179 Cable

P-C = Cable Plug
H or HF = Plating (30 µ" Gold center contact, 3 µ" Gold outer contact)
ST = Straight
RA = Right-angle

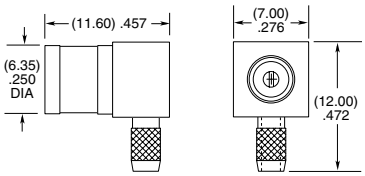

-P-RA

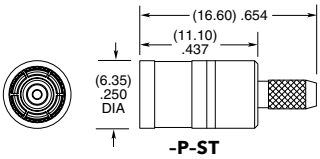

-P-ST

Supplied with pins and ferrules.
See website for dimensions

Unless otherwise approved in writing by Samtec, all parts and components are designed and built according to Samtec's specifications which are subject to change without notice.