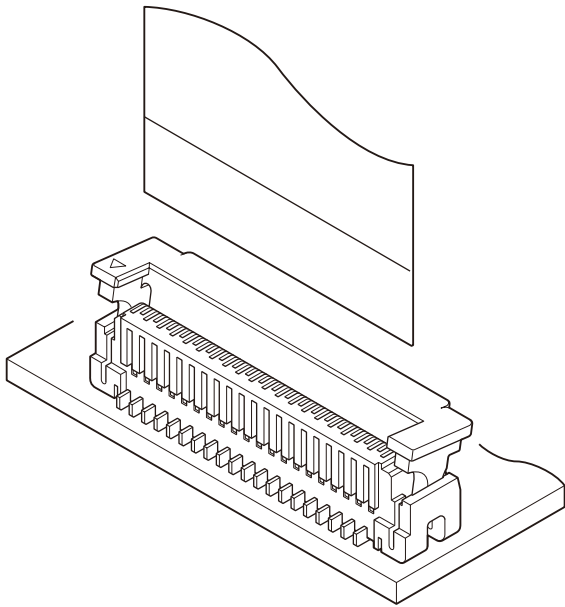




FXZT CONNECTOR

0.3mm pitch/Connectors for FPC



Vertical 0.3mm pitch ZIF type connector.
This connector was mainly developed to connect FPC and subminiature digital products such as DVC, DSC, PDAs and so on.

- Vertical ZIF type FPC connector
- Space saving
- Adoption of slider structure

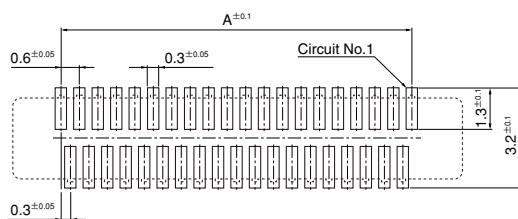
Specifications

- Current rating: 0.2A AC, DC
 - Voltage rating: 50V AC, DC
 - Temperature range: -25°C to +85°C
 (including temperature rise in applying electrical current)
 - Contact resistance: Initial value/50m Ω max.
 After environmental testing/50m Ω max.
 (variation from initial value)
 - Insulation resistance: 50M Ω min.
 - Withstanding voltage: 200V AC/minute
 - Applicable FPC: Conductor pitch/0.3mm
 <0.6mm pitch staggered>
 Conductor width/0.3mm
 Mating part thickness/0.2±0.03mm
- * Compliant with RoHS.
 * Refer to "General Instruction and Notice when using Terminals and Connectors" at the end of this catalog.
 * Contact JST for details.

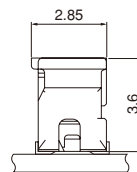
Standards

Recognized E60389

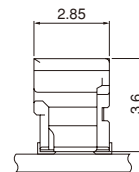
PC board layout (viewed from component side) and Assembly layout



Inner lock type
 (39 circuits or less)



Outer lock type
 (41 circuits or more)



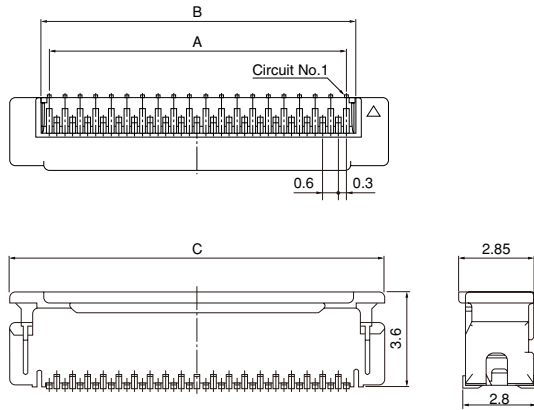
Note: 1. Tolerances are non-cumulative: ± 0.1 mm for all centers.
 2. The dimensions above should serve as a guideline. Contact JST for details.

FXZT CONNECTOR

Connector

Inner lock type

(39 circuits or less)



Circuits	Model No.	Dimensions (mm)			Q'ty / reel
		A	B	C	
17	17FXZT-SM1-GAN-TF	4.8	5.4	8.0	2,000
21	21FXZT-SM1-GAN-TF	6.0	6.6	9.2	2,000
23	23FXZT-SM1-GAN-TF	6.6	7.2	9.8	2,000
25	25FXZT-SM1-GAN-TF	7.2	7.8	10.4	2,000
27	27FXZT-SM1-GAN-TF	7.8	8.4	11.0	2,000
31	31FXZT-SM1-GAN-TF	9.0	9.6	12.2	2,000
33	33FXZT-SM1-GAN-TF	9.6	10.2	12.8	2,000
39	39FXZT-SM1-GAN-TF	11.4	12.0	14.6	2,000

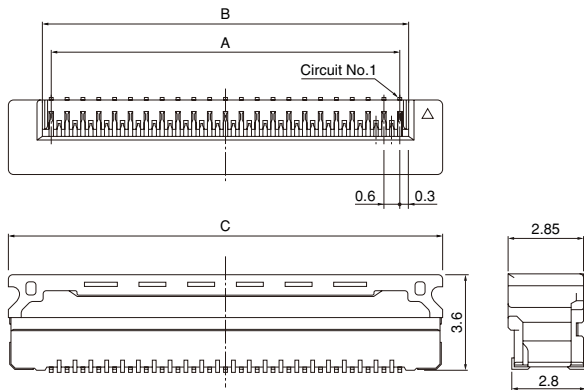
Material and Finish

Contact: Copper alloy, nickel-undercoated, gold-plated (nickel-stripe)
 Slider housing: Heat resisting resin, UL94V-0, black
 Socket housing: Heat resisting resin, UL94V-0, natural

RoHS compliance

Outer lock type

(41 circuits or more)



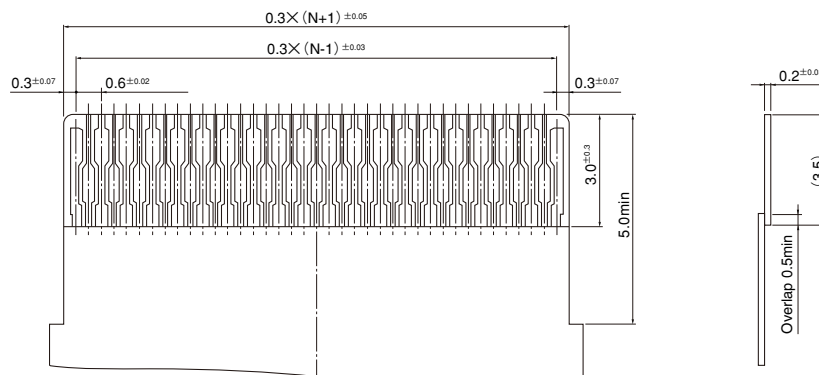
Circuits	Model No.	Dimensions (mm)			Q'ty / reel
		A	B	C	
45	45FXZT-SM1-GAN-TF	13.2	13.8	16.4	2,000
51	51FXZT-SM1-GAN-TF	15.0	15.6	18.2	2,000

Material and Finish

Contact: Copper alloy, nickel-undercoated, gold-plated (nickel-stripe)
 Slider housing: Heat resisting resin, UL94V-0, black
 Socket housing: Heat resisting resin, UL94V-0, natural

RoHS compliance

Lead section dimensions of FPC



Note: N---Number of circuits