

Features

- Ultra low leakage: nA level
- Operating voltage: 5V
- Ultra low capacitance: 0.3pF typical
- Low clamping voltage
- Complies with following standards:
 - IEC 61000-4-2 (ESD) immunity test
 - Air discharge: $\pm 25\text{kV}$
 - Contact discharge: $\pm 20\text{kV}$
 - IEC61000-4-4 (EFT) 40A (5/50ns)
 - IEC61000-4-5 (Lightning) 5A (8/20 μs)
- RoHS Compliant

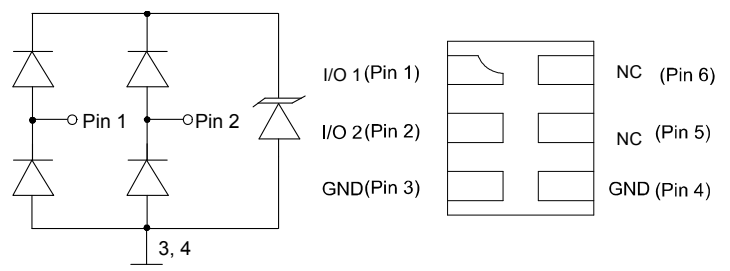
Dimensions DFN1610-6



Applications

- USB 3.0 line
- HDMI1.4 Set-top box and digital TV
- 10/100/1000 Ethernet
- Notebook Computers
- SATA Ports
- MDDI Ports

Pin Configuration



Mechanical Characteristics

- Package: DFN1610-6
- Lead Finish: Lead Free
- UL Flammability Classification Rating 94V-0
- Quantity Per Reel: 3,000pcs
- Reel Size: 7inch

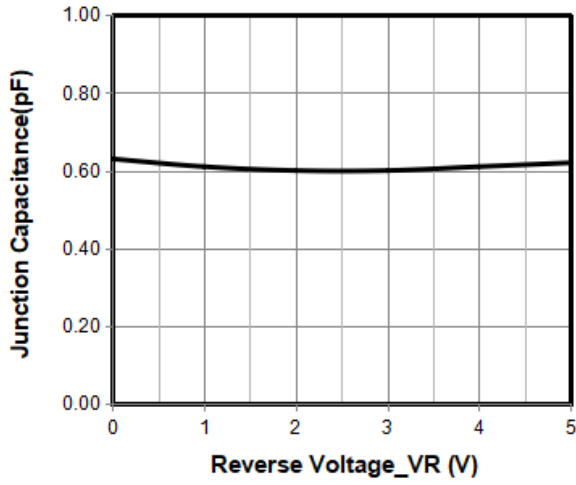
Absolute Maximum Ratings (T_{amb}=25°C unless otherwise specified)

Parameter	Symbol	Value	Unit
Peak Pulse Power (8/20 μs)	P _{pp}	75	W
ESD per IEC 61000-4-2 (Air)	V _{ESD}	± 25	Kv
ESD per IEC 61000-4-2 (Contact)		± 20	
Operating Temperature Range	T _J	-55 to +125	°C
Storage Temperature Range	T _{STJ}	-55 to +150	°C

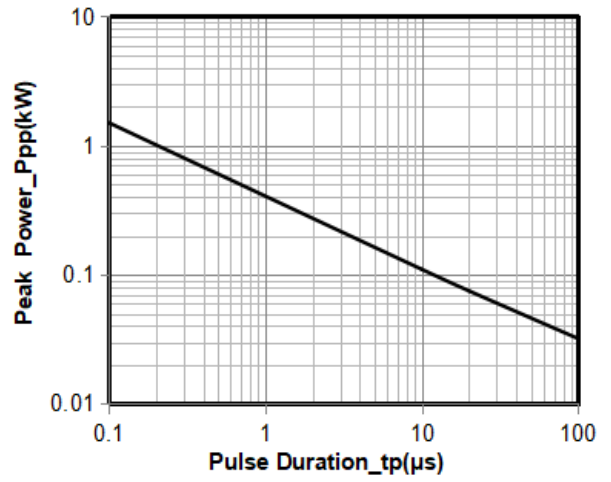
**Electrical Characteristics** (TA=25°C unless otherwise specified)

Part Number	Device Marking	V _{RWM} (V)	V _{BR} (V)	I _T (mA)	V _C @1A	V _C		I _R μA (Max)	C (Pf) (Typ.)
						(Max)	(@A)		
ULC0542T	0522P	5	6	1	10	15	5	0.5	0.3

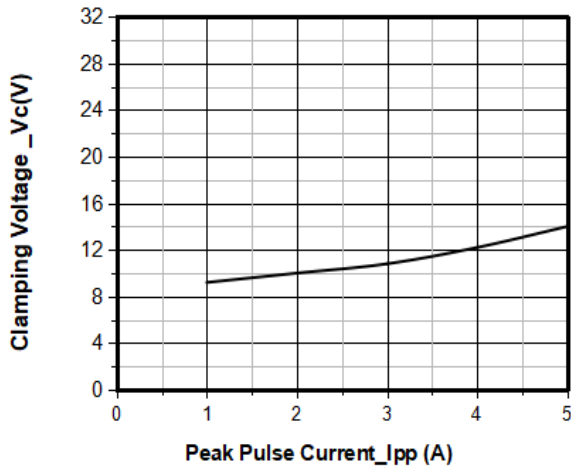
Typical Performance Characteristics ($T_A=25^\circ\text{C}$ unless otherwise Specified)



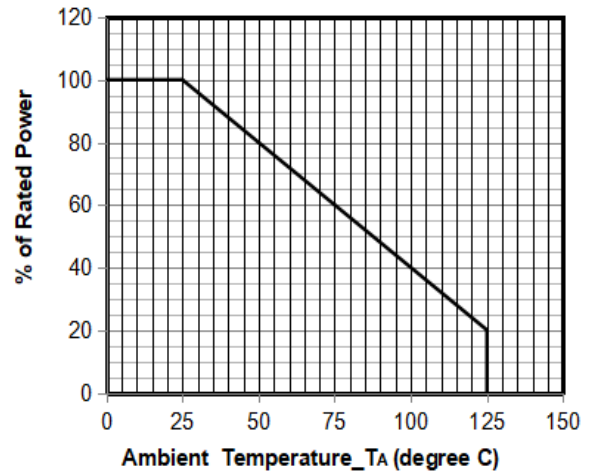
Junction Capacitance vs. Reverse Voltage



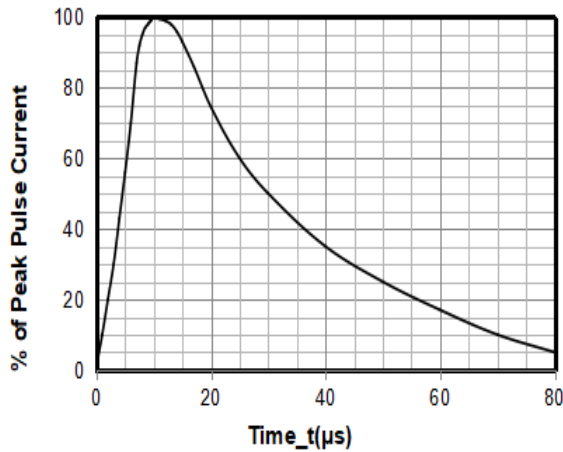
Peak Pulse Power vs. Pulse Time



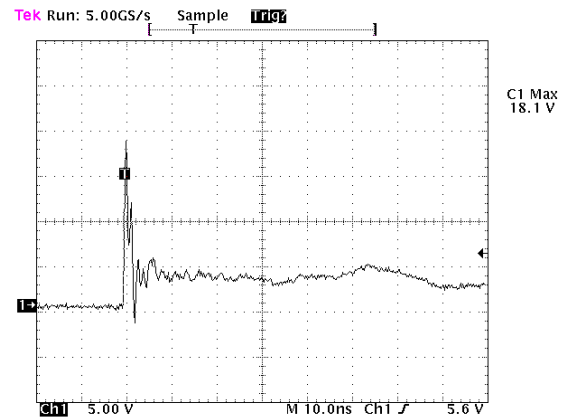
Clamping Voltage vs. Peak Pulse Current



Power Derating Curve



8 X 20μs Pulse Waveform

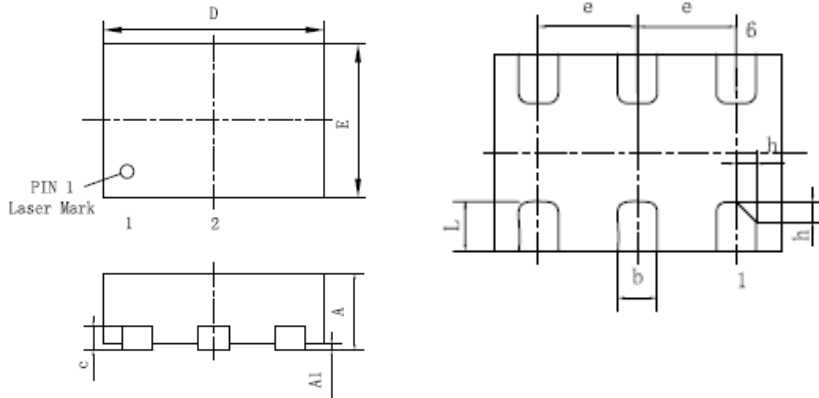


Note: Data is taken with a 10x attenuator

ESD Clamping Voltage

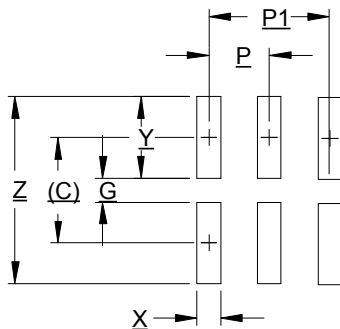
8 kV Contact per IEC61000-4-2

DFN1610-6 Package Outline Drawing



SYMBOL	MILLIMETER		
	MIN	NOM	MAX
A	0.70	0.75	0.80
A1	—	0.02	0.05
b	0.17	0.20	0.25
c	0.15	0.20	0.25
D	1.55	1.60	1.65
E	0.90	1.00	1.10
e	0.50BSC		
L	0.20	0.25	0.30
h	0.08	0.10	0.12

Suggested Land Pattern



DIM	DIMENSIONS	
	INCHES	MILLIMETERS
C	(.034)	(0.87)
G	.007	0.19
P	.020	0.50
P1	.039	1.00
X	.008	0.20
Y	.027	0.68
Z	.061	1.55