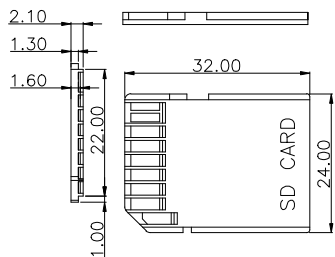
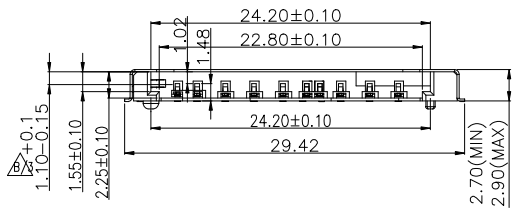
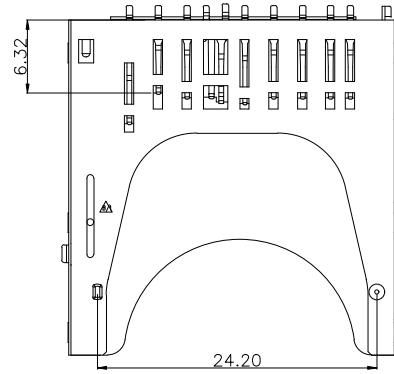
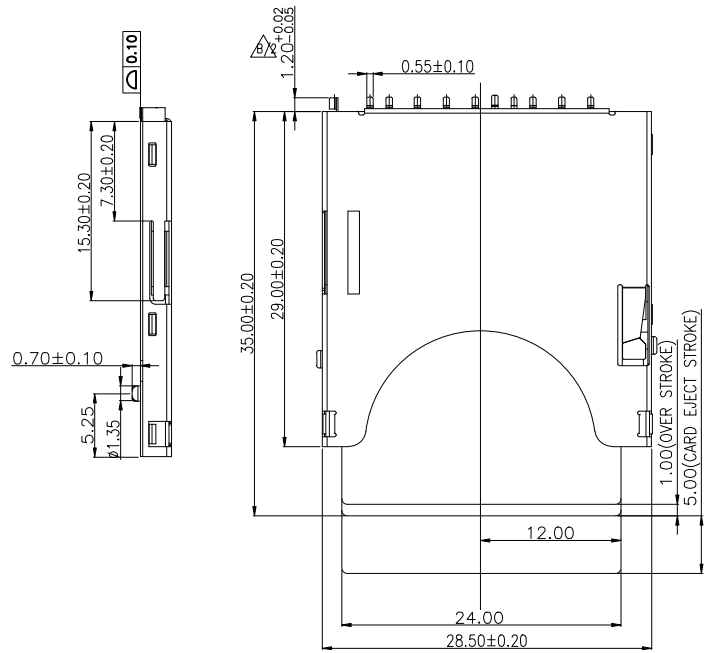
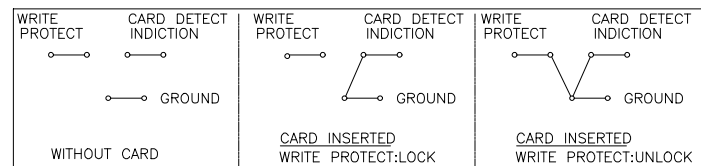




REV.	ECN NO OR DESCRIPTION	REVISED	DATE



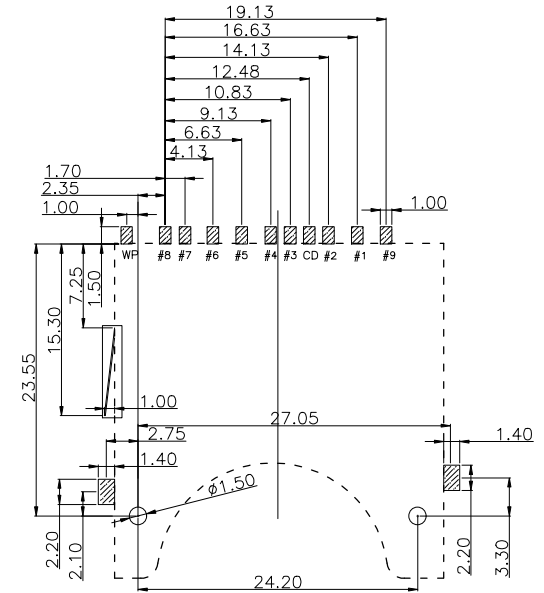
CIRCUIT:



PIN NO.	NAME	TYPE	DESCRIPTION
#1	CD/DAT3	I/O/PP	CARD DETECT/DATA LINE(BIT3)
#2	CMD	PP	COMMAND/RESPONSE
#3	VSS1	S	SUPPLY VOLTAGE GROUND
#4	VDD	S	SUPPLY VOLTAGE
#5	CLK	I	CLOCK
#6	VSS2	S	SUPPLY VOLTAGE GROUND
#7	DAT0	I/O/PP	DATA LINE(BIT 0)
#8	DAT1	I/O/PP	DATA LINE(BIT 1)
#9	DAT2	I/O/PP	DATA LINE(BIT 2)

NOTES:

- MATERIAL:
HOUSING: HIGH TEMPERATURE THERMOPLASTIC UL94V_0,COLOR:BLACK.
CONTACT: COPPER ALLOYS.
COVER: COPPER ALLOYS OR STEEL.
- PLATING:
UNDERPLATE: NICKEL.
CONTACT AREA: GOLD OVER NICKEL.
SOLDER AREA: TIN OVER NICKEL.
- MULTIMEDIA CARD COMPATIBLE



RECOMMENDED PCB LAYOUT
GENERAL TOLERANCE ±0.05

UNLESS OTHERWISE SPECIFIED TOLERANCES

DECIMALS: .X.X ±0.35
X.XX ±0.25
X.XXX ±0.15

ANGLES: .X ±5°
.XX ±3°



东莞市汉博电子科技有限公司
DONGGUAN HANBO TECHNOLOGY CO., LTD

TITLE	sd card conn push smt			
DWN	xiong	SD-111		
CHKD	lee	SCALE:1:1	UNIT: mm	
APVD	wang	SIZE: A4	SHEET:10F 1	REV: A4
CUSTOMER COPY				