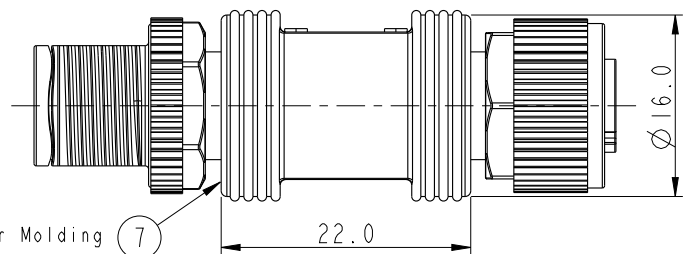
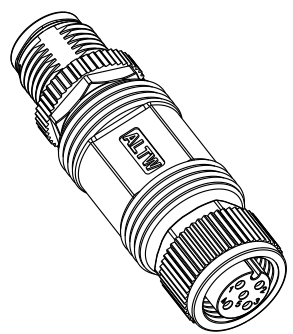

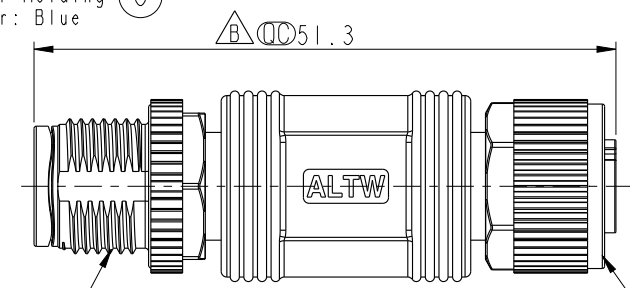


THIS DOCUMENT IS SUBJECT TO CHANGE WITHOUT NOTICE. IT IS CONFIDENTIAL AND A PROPERTY OF Amphenol LTW. DISCLOSURE TO THIRD PARTY HAS TO BE AUTHORIZED BY Amphenol LTW.

REV.	ECN NO.	DATE	SIGN	DESCRIPTION
A	Initial Release	2017-04-14	Frank Deng	Rev.01 To Rev.A
B	LE31760224	2017-05-27	Frank Deng	Change Part

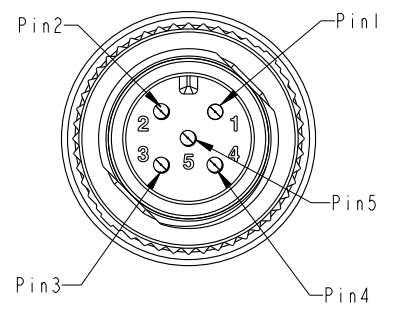
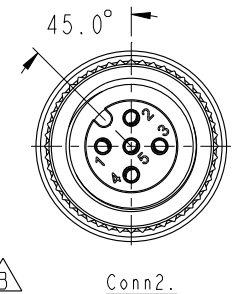


Inner Molding (7)
Outer Molding (8)
Color: Blue

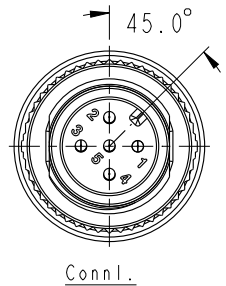


(B) Housing (2)
M PIN (3)
M Nut (5)

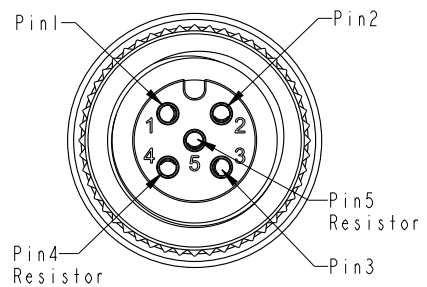
(1) Connector (B)
(4) O-Ring
(6) F Nut



Pin Assignments
Front View
Conn1.



Conn1.



Pin Assignments
Front View
Conn2.

Blue 藍 (22AWG)	5	5
White 白 (22AWG)	4	4
Black 黑 (22AWG)	3	3
Red 紅 (22AWG)	2	2
Green 綠 (22AWG)	1	1
Wire Color	Conn.1	Conn.2

Pin Out

Resistor

- Note:
- * (CC) Important Dimension.
 - * Waterproof Rate: IP68
 - * Connector: Black, PU
 - * Female Pin: Copper Alloy, Gold Plated
 - * Nut: Zinc Alloy, Nickel Plated
 - * Resistor: 1/4W, 120ohm±5% Resistance, Molded Inside The Connector.
 - * Text Depth : 0.3 mm
 - * Wire Harness:UL1007/TR64 22AWG, OD=0.76mm

UNIT:mm	
TOLERANCE	±0.5 mm

TITLE NMEA MICRO-C, INLINE TERMINATOR 5PIN, MF CONN MF PIN, METAL			
SCALE 3:2	SIZE A4	SHEET 1 OF 1	
REV. B	WC-REV. A.5	(CC): Inspection item	

Amphenol LTW
安費諾亮泰企業股份有限公司

ITEM NO. HMC-000505-0MF-IS001	DRAWN BY Frank Deng	DATE 2017-05-27
DWG NO. HMC-000505-0MF-IS001	CHECKED BY Fisher Wang	DATE 2017-05-27
CUSTOMER ALTW	APPROVED BY Kevin Hu	DATE 2017-05-27

DATE 2017-05-27
DATE 2017-05-27
DATE 2017-05-27